

E9-RL / E9-RL-CR



**Wildlife Lighting
Certification Number
2018-029**



E9-RL: Recessed, round, louvered, brass steplight or uplight with surface-mounted trim.

E9-RL-CR: Recessed, round, louvered, brass steplight or uplight with a CONCRETE RING for recessed trim.

Construction Solid brass faceplate. Copper outer housing with wiring compartment, (2) 1/2" NPT end taps in rear, (2) #6-32 black oxide stainless steel screws.

Lens Tempered, frosted soda lime glass.

Voltage 12 Volts AC. Remote transformer required.

Mounting E9-RL: Recessed in concrete with exposed faceplate.
E9-RL-CR: Same as E9-RL but with concrete ring for fully recessed installation.
Suitable for indoor or outdoor installation. Both fixtures suitable for installation in wood for LED sources only.

Lamps

MR16 LED, GU5.3
Cree chipset
Amber (1500K)

5W-A-NFL 5 Watt Amber 25° narrow flood

Wavelength: 597.5 nanometers (dominant)
599.7 nanometers (peak)

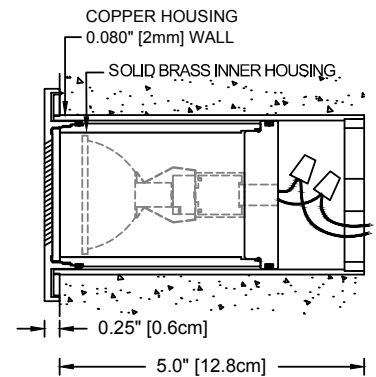
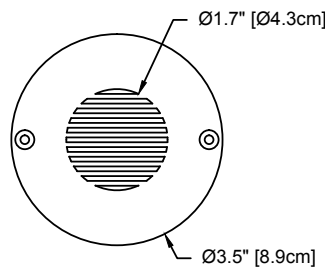
Optical Accessories*

- HL1** Honeycomb louver, 1/8" [3mm] thick
- PR** Prismatic spread lens
- RT** Rectilinear spread lens

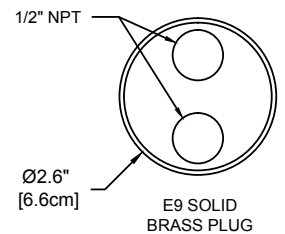

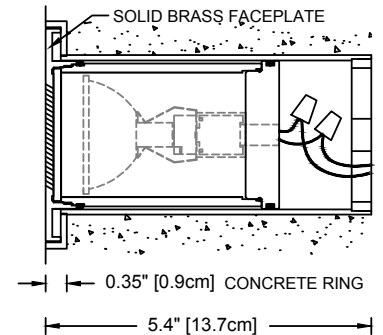
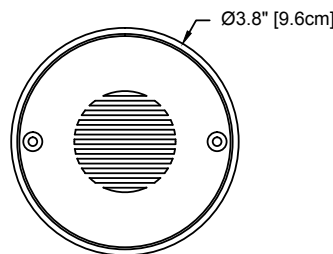
*Maximum (2) accessories.

Finish: Unfinished is standard; no specification required. The fixture will weather to a natural patina. The patina process is natural with brass and copper. Rate of patina and eventual color is dependent upon climate and proximity to the ocean. Thus, Beachside does not guarantee any specific appearance.

E9-RL



E9-RL-CR



Weight: 4.4 lbs. [2.0 kg]

IP 67
CSA Listed, file #190030
10 year fixture warranty
3 year warranty on MR16 LED lamps

MADE IN USA

Project _____	By _____	Date _____
For ordering purposes, please specify (example: E9-RL-CR-5W-A-NFL-PR)		
E9-RL- _____	_____	_____
Fixture	Lamp	Accessory(ies)