

L-011-P

The L-011-P is a brass projection fixture for landscape applications.



Construction All brass components. 0.140" [3.6mm] thick brass housing.

Lens Dual Convex Optical Glass

L-011-P 12 Volts • GU5.3 MR16 • Remote transformer required

Soraa chipset
Warm White (3000K)** **8W-NFL** 8 Watt LED 25° narrow flood

L-011-P-120V / -230V 120/230 Volts • GU10 MR16

Soraa chipset
Warm White (3000K)** **8W-SP** 8 Watt LED 10° spot

** Also available in 2700K. Add color suffix to lamp specification, e.g. "8W-NFL-2700K"

L-011-P-MH-120V / -230V 120/230 Volts • GX10 MR16 • Remote ballast required

Warm White (3000K) **MH20MR16SP** 20 Watt 12° spot
MH39MR16SP 39 Watt 12° spot

Optical Accessories **BGS9** Brass glare shield, 45° cutoff

Metal gobos are 8 mil stainless steel, 51.5mm diameter, with high levels of nickel and chromium to provide long life and excellent image quality. Any gobo pattern, including custom designs, can be ordered with up to a 35mm diameter pattern area, though 29mm is recommended.

- AMPH** Amorphous
- EP** Egyptian Palms
- WP** Wild Palms
- CUSTOM** Consult sales rep for art specifications

Mounting Accessories 1/2" male threads. Mounts into any standard j-box or:

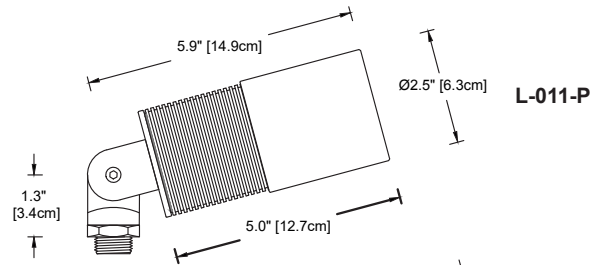
- GS2** Heavy-duty ground spike
- GS2BC** Heavy-duty ground spike with cast brass cap
- GS4** *Standard ground spike with cast brass cap
- JB** Cast brass junction box
- SA** Sure Aim locking rotation accessory
- TDM1** *Brass tree/deck mount with stainless steel screws
- TDM2-** *Brass tree mount with nylon strap (48, 72, or 96")
- TDM2SS-** *Brass tree mount with stainless steel strap (48, 72, or 96")
- TDM3** *Brass low-profile deck/wall mount (SA accessory recommended)
- TDM4** *Brass low-profile tree mount with notch for wire (SA accessory recommended)
- TMJB-** Brass tree-mounted junction box, single fixture mount, stainless steel strap (48, 72, or 96")
- TMJB2-** Brass tree-mounted junction box, double fixture mount, stainless steel strap (48, 72, or 96")
- TMJBX** Brass tree-mounted junction box, single fixture mount, stainless steel screws
- TMJB2X** Brass tree-mounted junction box, double fixture mount, stainless steel screws

* This accessory for 12 Volt fixture only.

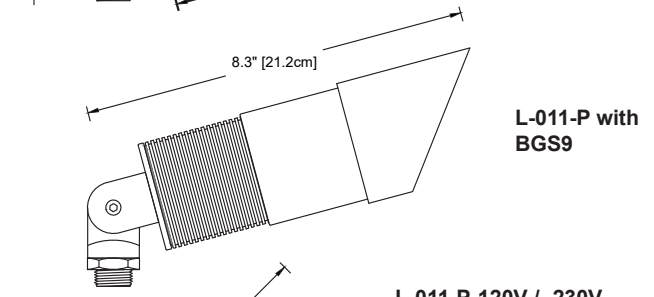
Finish: Unfinished is standard; no specification required. The fixture will weather to a natural patina. The patina process is natural with brass and copper. Rate of patina and eventual color is dependent upon climate and proximity to the ocean. Thus, Beachside does not guarantee any specific appearance.

IP 66
10 year fixture warranty
3 year warranty for MR16 lamps

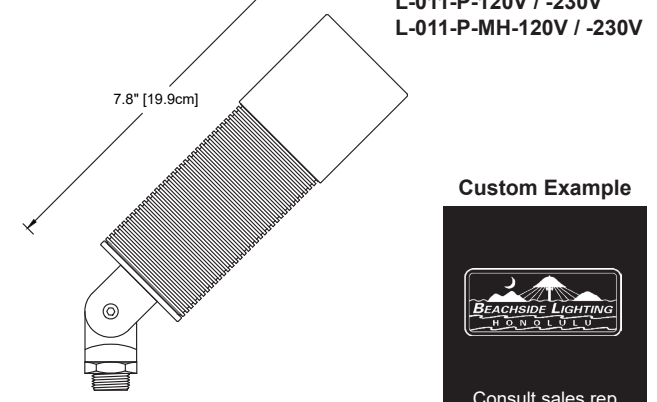
Weight (12 Volt): 2.8 lbs. [1.3 kg]
(120 Volt & MH): 3.4 lbs. [1.5 kg]



L-011-P



L-011-P with BGS9



L-011-P-120V / -230V
L-011-P-MH-120V / -230V

Custom Example



Project	By	Date
For ordering purposes, please specify (example: L-011-P-120V—8W-SP—EP—TMJB-72)		
L-011-P-		
Fixture	Lamp	Accessory