

L-016-F



Wildlife Lighting
Certification Number
2018-029

The L-016-F recessed fixture combines the flexibility of a standard MR16 lamp with the corrosion resistance expected of a Beachside fixture. The gasket on the brass trim securely seals up against the bottom of the recessed, stainless steel can and the frame is powder-coated steel. An internal brass bracket assembly allows 360° rotation and angling up to 28° without an optical accessory (no beam cutoff with 40° flood lamp) or 10° with. The L-016-F is intended for new construction applications and is integrated with magnetic transformers (120V primary, 12V secondary). The "-F" designation denotes the flat trim versus the raised trim of the L-016.

Housing Recessed ceiling fixture for new construction.

Mounting Lamp housing is removable through ceiling aperture for access to junction box. Housing can be lowered and adjusted to ceiling thickness. Dual extension hanger bars span from 15" (38.1 cm) to 25-1/4" (64.1 cm) with reversible placement feature. Bars attach to sides along length or width of mounting frame. Hanger bars may be extended to rest on T-bar grid. For insulated ceilings, maintain a minimum 3" clearance around fixture.

Electrical Magnetic, Class H transformer with Molex disconnect in j-box is fully dimmable with magnetic low voltage dimmers. Transformer has internal thermal protection. J-box has (4) 1/2" K.O.'s and (2) concentric 1/2" x 3/4" K.O.'s with spring latch access plates. Suitable for Wet Location Use.

Lenses Tempered soda lime glass.

- CL** Clear
- FR** Frosted

Lamps MR16 LED • GU5.3

Cree chipset AMBER (1500K)	<input type="checkbox"/> 5W-A-NFL	5 Watt	25° narrow flood	83 lm	
	Cree XPG3 triple-LED light engines				
Cree XPG3 triple LED AMBER (1459K)	<input type="checkbox"/> 7W-A-FL	7 Watt	66° Beam, 109° Field	61 lm	48 cd
Red-Orange (1000K)	<input type="checkbox"/> 10W-RO-NFL	10 Watt	27° Beam, 43° Field	212 lm	884 cd
	<input type="checkbox"/> 10W-RO-FL	10 Watt	51° Beam, 78° Field	192 lm	254 cd

Accessories

<input type="checkbox"/> HL-MR16	Lamp-attached honeycomb louver, 1/8" (3mm) thick
(only one available)	<input type="checkbox"/> PR-MR16 Lamp-attached prismatic spread lens

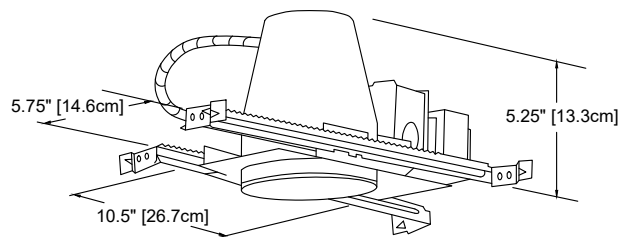
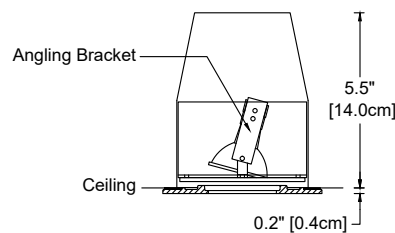
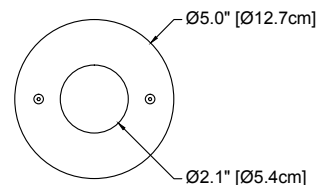
Finish

<input type="checkbox"/> FIN-BK	Black Acid Finish
<input type="checkbox"/> FIN-DB	Dark Bronze Acid Finish
<input type="checkbox"/> FIN-NA	Nickel Acid Finish
<input type="checkbox"/> FIN-WH	White Powder Coating

Unfinished is standard; no specification required. The fixture will weather to a natural patina. The patina process is natural with brass and copper. Rate of patina and eventual color is dependent upon climate and proximity to the ocean. Thus, Beachside does not guarantee any specific appearance.

Weight: 7 lbs [3.2 kg]

IP 66
 CSA Listed, file #190030
 10 year fixture warranty
 3 year LED module warranty
 3 year warranty of MR16 LED lamps



Ceiling Opening: Ø4-3/8"
 Max Ceiling Thickness: 1"



**SUITABLE FOR INDOOR
 USE UP TO 12W LED**

Project	By	Date
For ordering purposes, please specify (example: L-016-F-CL-5W-A-NFL-HL-MR16-FIN-BK)		
L-016-F	---	---
Fixture	Lens	Lamp
---	---	---
Accessory	Finish (if any)	