

# L-016



**Wildlife Lighting**  
**Certification Number**  
**2018-029**

The L-016 recessed fixture combines the flexibility of a standard MR16 lamp with the corrosion resistance expected of a Beachside fixture. The gasket on the brass trim securely seals against the bottom of the recessed, stainless steel can and the frame is powder-coated steel. An internal brass bracket assembly allows 360° rotation and angling up to 16° before any cut-off with a 36° flood lamp (19° with 25° narrow flood). The L-016 is intended for new construction applications and is integrated with magnetic transformers (120V primary, 12V secondary).

**Housing** Recessed ceiling fixture for new construction.

**Mounting** Lamp housing is removable through ceiling aperture for access to junction box. Housing can be lowered and adjusted to ceiling thickness. Dual extension hanger bars span from 15" (38.1 cm) to 25-1/4" (64.1 cm) with reversible placement feature. Bars attach to sides along length or width of mounting frame. Hanger bars may be extended to rest on T-bar grid. For insulated ceilings, maintain a minimum 3" clearance around fixture.

**Electrical** Magnetic, Class H transformer with Molex disconnect in j-box is fully dimmable with magnetic low voltage dimmers. Transformer has internal thermal protection. J-box has (4) 1/2" K.O.'s and (2) concentric 1/2" x 3/4" K.O.'s with spring latch access plates. Suitable for Wet Location Use.

**Lenses** Tempered soda lime glass.

- CL** Clear
- FR** Frosted

**Lamps** MR16 LED • GU5.3

Cree chipset AMBER (1500K)	<input type="checkbox"/> <b>5W-A-NFL</b>	5 Watt	25° narrow flood	83 lm	
Cree XPG3 triple-LED light engines					
Cree XPG3 triple LED AMBER (1459K)	<input type="checkbox"/> <b>7W-A-FL</b>	7 Watt	66° Beam, 109° Field	61 lm	48 cd
Red-Orange (1000K)	<input type="checkbox"/> <b>10W-RO-NFL</b>	10 Watt	27° Beam, 43° Field	212 lm	884 cd
	<input type="checkbox"/> <b>10W-RO-FL</b>	10 Watt	51° Beam, 78° Field	192 lm	254 cd

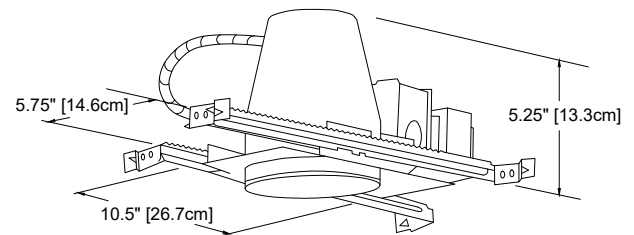
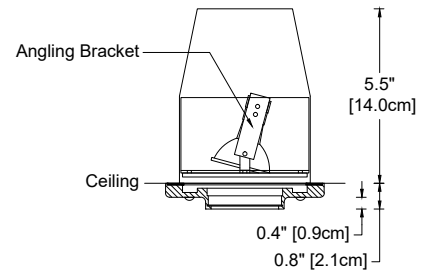
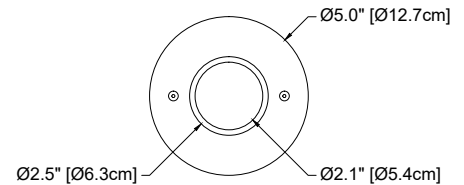
**Accessories**  **HL-MR16** Lamp-attached honeycomb louver, 1/8" (3mm) thick  
 **PR-MR16** Lamp-attached prismatic spread lens  
(only one available)

**Finish**

- FIN-BK** Black Acid Finish
- FIN-DB** Dark Bronze Acid Finish
- FIN-NA** Nickel Acid Finish
- FIN-WH** White Powder Coating

Unfinished is standard; no specification required. The fixture will weather to a natural patina. The patina process is natural with brass and copper. Rate of patina and eventual color is dependent upon climate and proximity to the ocean. Thus, Beachside does not guarantee any specific appearance.

**Weight:** 7 lbs [3.2 kg]



Ceiling Opening: Ø4-3/8"  
 Max Ceiling Thickness: 1"

IP 66  
 CSA Listed, file #190030  
 10 year fixture warranty  
 3 year LED module warranty  
 3 year warranty of MR16 LED lamps



**SUITABLE FOR INDOOR  
 USE UP TO 12W LED**

Project _____		By _____		Date _____	
For ordering purposes, please specify (example: <b>L-016-CL-5W-A-NFL-HL-MR16-FIN-BK</b> )					
<b>L-016</b>	—	—	—	—	—
Fixture	Lens	Lamp	Accessory	Finish (if any)	