



8165 E Kaiser Blvd. Anaheim, CA 92808  
www.lightlaboratory.com

Report No: L061706801



**Report No:** L061706801

**Issue Date:** 6/30/2017

**Report Prepared For:** Beachside Lighting  
905 Kalaniana'ole Hwy., #2901 Kailua, Hawaii 96734

**Model Number:** E1-S-24-2W-A

**Test:** Electrical and Photometric tests

**Standards Used:** Appropriate part or all test guidelines were used for test performed:  
*IESNA LM79: 2008* Approved Methods for Electrical and Photometric Measurements of Solid-State Lighting Products  
*ANSI NEMA ANSLG C78.377: 2008* Specification of the Chromaticity of Solid State Lighting Products  
*ANSI C82.77:2002:* Harmonic Emission Limits-Related Quality Requirements for Lighting Equipment

**Description of Sample:** Client submitted the sample. Received in working and undamaged condition. No modifications were necessary.

**Testing Condition:** Fixture is tested with no special conditions.

**Sample Arrival Date:** 6/26/17

**Date of Tests:** 6/27/17 - 6/29/17

**Seasoning of Sample:** No seasoning was performed in accordance with IESNA LM-79.

**Equipment List**

Equipment Used	Model No	Stock No	Calibration Due Date
Chroma Programmable AC Source	61604	PS-AC02	--
Yokogawa Digital Power Meter	WT210	MT-EL06-S1	11/28/17
ITECH	IT6122	PS-DC03-S1	11/28/17
Fluke Digital Thermometer	52k/J	MT-TP02-GC	11/28/17
LLI Type C Goniophotometer System	RMG-C-MKII	CD-LL04-GC	--
LLI 2M Sphere	2MR97	CD-SN03-S2	--
LLI Spectroradiometer	SPR-3000	MT-SC01-S2	Before Use

\*All Results in accordance to IESNA LM-79-2008: Approved Method for the Electrical and Photometric Testing of Solid-State Lighting.

**Test Summary**

<b>Manufacturer:</b>	Beachside Lighting
<b>Model Number:</b>	E1-S-24-2W-A
<b>Driver Model Number:</b>	N/A
<b>Total Lumens:</b>	32.10
<b>Input Voltage (VAC/60Hz):</b>	12.00
<b>Input Current (Amp):</b>	0.25
<b>Input Power (W):</b>	2.19
<b>Input Power Factor:</b>	0.72
<b>Current ATHD @ 12V(%):</b>	65%
<b>Current ATHD @ 277V(%):</b>	N/A
<b>Efficacy:</b>	15
<b>Color Rendering Index (CRI):</b>	-21
<b>Correlated Color Temperature (K):</b>	1486
<b>Chromaticity Coordinate x:</b>	0.5969
<b>Chromaticity Coordinate y:</b>	0.4022
<b>Ambient Temperature (°C):</b>	25.0
<b>Stabilization Time (Hours):</b>	1:00
<b>Total Operating Time (Hours):</b>	2:05


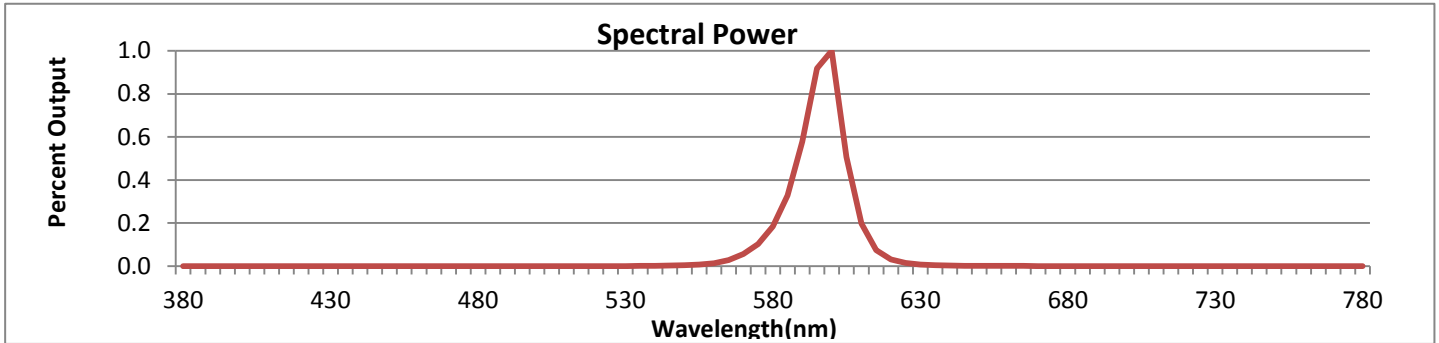


FIG. 1 LUMINAIRE

\*All Results in accordance to IESNA LM-79-2008: Approved Method for the Electrical and Photometric Testing of Solid-State Lighting.



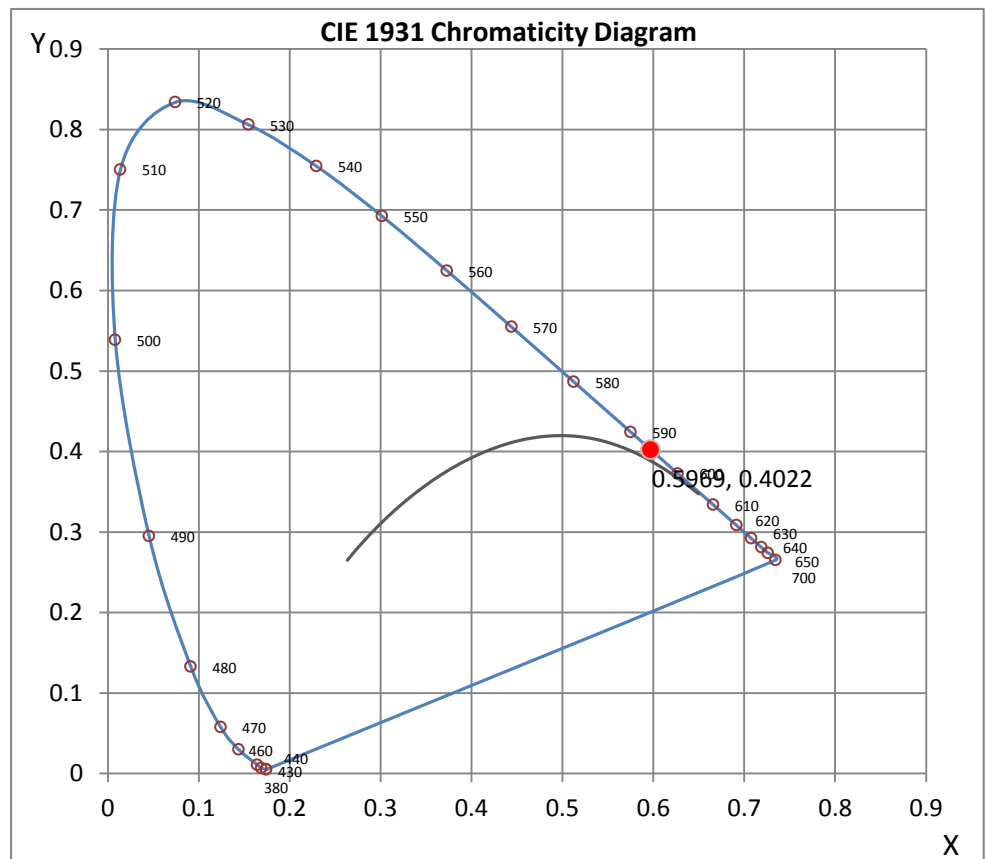
Wavelength	W/m <sup>2</sup> nm	440	0.0001	510	0.0002	580	0.1836	650	0.0013	720	0.0002
380	0.0001	450	0.0002	520	0.0002	590	0.5776	660	0.0006	730	0.0002
390	0.0001	460	0.0001	530	0.0004	600	1.0000	670	0.0003	740	0.0003
400	0.0003	470	0.0002	540	0.0012	610	0.1979	680	0.0003	750	0.0002
410	0.0000	480	0.0000	550	0.0038	620	0.0302	690	0.0002	760	0.0003
420	0.0000	490	0.0002	560	0.0124	630	0.0069	700	0.0002	770	0.0002
430	0.0000	500	0.0002	570	0.0563	640	0.0024	710	0.0002	780	0.0000

**CRI & CCT**

x	0.5969
y	0.4022
u'	0.3600
v'	0.5458
CRI	-21.40
CCT	1486
Duv	0.00928

**R Values**

R1	-32.74
R2	54.80
R3	14.15
R4	-68.66
R5	-40.22
R6	47.35
R7	-9.55
R8	-135.99
R9	-382.46
R10	34.70
R11	-93.36
R12	2.01
R13	-13.05
R14	44.32



\*All Results in accordance to IESNA LM-79-2008: Approved Method for the Electrical and Photometric Testing of Solid-State Lighting.

## Test Methods

### Photometric Measurements - Goniophotometer

A Custom Light Laboratory Type C Rotating Mirror Goniophotometer was used to measure candelas(intensity) at each angle of distribution as defined by IESNA for the appropriate fixture type.

Ambient temperature is set to 25°C and is measured from the center of the fixture, within 1ft from the outside of the fixture. Temperature is maintained at 25°C throughout the testing process and the sample is stabilized for at least 30mins and longer as necessary for the sample to achieve stabilization.

Electrical measurements are measured using the listed equipment.

### Spectral Measurements - Integrating Sphere

A Sensing Spectroradiometer SPR-3000, in conjunction with Light Laboratory 2 meter integrating sphere was used to measure chromaticity coordinates, correlated color temperature(CCT) and the color rendering index(CRI) for each sample.

Ambient temperature is set to 25°C and is measured from the center of the fixture, within 1ft from the outside of the fixture. Temperature is maintained at 25°C throughout the testing process and the sample is stabilized for at least 30mins and longer as necessary for the sample to achieve stabilization.

Electrical measurements are measured using the listed equipment.

### Disclaimers:

This report must not be used by the customer to claim product certification, approval or endorsement by NVLAP, NIST or any agency of Federal Government.

Report Prepared by : Keyur Patel

Test Report Released by:



Jeff Ahn  
Engineering Manager

Test Report Reviewed by:



Steve Kang  
Quality Assurance

*\*Attached are photometric data reports. Total number of pages: 13*



8165 E. Kaiser Blvd. Anaheim, CA 92808  
www.lightlaboratory.com

# Photometric Test Report

**IES ROAD REPORT**  
**PHOTOMETRIC FILENAME : L061706801.IES**

## DESCRIPTIVE INFORMATION (From Photometric File)

IESNA:LM-63-2002  
[TEST] L061706801  
[TESTLAB] LIGHT LABORATORY, INC. (www.lightlaboratory.com)  
[ISSUEDATE] 6/30/2017  
[MANUFAC] Beachside Lighting  
[LUMCAT] E1-S-24-2W-A  
[LUMINAIRE] Pathlight w/ 2 Watt AMBER module  
[BALLASTCAT] N/A  
[OTHER] INDICATING THE CANDELA VALUES ARE ABSOLUTE AND  
[MORE] SHOULD NOT BE FACTORED FOR DIFFERENT LAMP RATINGS.  
[INPUT] 12VAC, 2.19W  
[TEST PROCEDURE] IESNA:LM-79-08

## CHARACTERISTICS

IES Classification	Type II
Longitudinal Classification	Very Short
Lumens Per Lamp	N.A. (absolute)
Total Lamp Lumens	N.A. (absolute)
Luminaire Lumens	32
Downward Total Efficiency	N.A. (absolute)
Total Luminaire Efficiency	N.A. (absolute)
Luminaire Efficacy Rating (LER)	15
Total Luminaire Watts	2.19
Ballast Factor	1.00
Upward Waste Light Ratio	0.01
Maximum Candela	16.55
Maximum Candela Angle	65H 5V
Maximum Candela (<90 Degrees Vertical)	16.55
Maximum Candela Angle (<90 Degrees Vertical)	65H 5V
Maximum Candela At 90 Degrees Vertical	.19 (0.6% Luminaire Lumens)
Maximum Candela from 80 to <90 Degrees Vertical	.6 (1.9% Luminaire Lumens)
Cutoff Classification (deprecated)	N.A. (absolute)

**IES ROAD REPORT**  
**PHOTOMETRIC FILENAME : L061706801.IES**

**LUMINAIRE CLASSIFICATION SYSTEM (LCS)**

	Lumens	% Lamp	% Luminaire
FL - Front-Low (0-30)	6.0	N.A.	18.6
FM - Front-Medium (30-60)	9.3	N.A.	28.9
FH - Front-High (60-80)	2.2	N.A.	6.8
FVH - Front-Very High (80-90)	0.2	N.A.	0.5
BL - Back-Low (0-30)	4.7	N.A.	14.5
BM - Back-Medium (30-60)	7.5	N.A.	23.5
BH - Back-High (60-80)	1.7	N.A.	5.3
BVH - Back-Very High (80-90)	0.1	N.A.	0.3
UL - Uplight-Low (90-100)	0.1	N.A.	0.3
UH - Uplight-High (100-180)	0.3	N.A.	1.0
<b>Total</b>	<b>32.1</b>	<b>N.A.</b>	<b>100.0</b>
<b>BUG Rating</b>	<b>B0-U1-G0</b>		

**ZONAL LUMEN SUMMARY**

Zone	%
0-20	15.8
0-30	33.2
0-40	52.9
0-60	85.8
0-80	97.9
0-90	98.7
10-90	94.5
20-40	37
20-50	55.6
40-70	41.6
60-80	12.1
70-80	3.5
80-90	0.7
90-110	0.7
90-120	0.9
90-130	1.2
90-150	1.3
90-180	1.3
110-180	0.7
0-180	100

**IES ROAD REPORT**  
**PHOTOMETRIC FILENAME : L061706801.IES**

**CANDELA TABULATION**

Vert. Angles	Horizontal Angles									
	<u>0</u>	<u>5</u>	<u>10</u>	<u>15</u>	<u>20</u>	<u>25</u>	<u>30</u>	<u>35</u>	<u>40</u>	<u>45</u>
0	15.49	15.49	15.49	15.49	15.49	15.49	15.49	15.49	15.49	15.49
5	16.36	16.34	16.34	16.38	16.38	16.40	16.43	16.50	16.50	16.52
10	15.66	15.68	15.68	15.68	15.69	15.75	15.78	15.83	15.87	15.91
15	14.92	14.89	14.89	14.89	14.92	14.96	15.01	15.06	15.15	15.17
20	14.15	14.13	14.10	14.10	14.11	14.17	14.20	14.24	14.31	14.36
25	13.20	13.18	13.18	13.18	13.22	13.22	13.27	13.31	13.34	13.38
30	12.18	12.18	12.17	12.17	12.17	12.20	12.24	12.27	12.29	12.34
35	11.06	11.06	11.04	11.04	11.04	11.04	11.08	11.11	11.13	11.13
40	9.87	9.88	9.87	9.85	9.85	9.85	9.85	9.87	9.90	9.92
45	8.53	8.51	8.51	8.48	8.48	8.50	8.50	8.50	8.51	8.55
50	7.13	7.13	7.09	7.09	7.09	7.09	7.08	7.08	7.11	7.13
55	5.69	5.69	5.69	5.67	5.69	5.65	5.65	5.65	5.65	5.69
60	4.35	4.35	4.35	4.35	4.34	4.34	4.32	4.32	4.32	4.32
65	3.16	3.14	3.14	3.14	3.14	3.13	3.11	3.11	3.09	3.11
70	2.07	2.05	2.07	2.05	2.05	2.04	2.04	2.04	2.04	2.02
75	1.19	1.21	1.21	1.19	1.19	1.19	1.18	1.18	1.16	1.16
80	0.60	0.60	0.58	0.58	0.58	0.58	0.54	0.54	0.54	0.54
85	0.28	0.28	0.28	0.28	0.28	0.28	0.25	0.25	0.25	0.25
90	0.18	0.18	0.19	0.18	0.18	0.18	0.18	0.18	0.18	0.16
95	0.18	0.18	0.18	0.18	0.18	0.18	0.14	0.14	0.14	0.14
100	0.14	0.14	0.14	0.14	0.14	0.14	0.14	0.14	0.14	0.14
105	0.14	0.14	0.12	0.14	0.14	0.12	0.14	0.12	0.12	0.12
110	0.14	0.11	0.12	0.11	0.12	0.12	0.12	0.12	0.12	0.11
115	0.11	0.11	0.11	0.11	0.11	0.11	0.12	0.12	0.12	0.12
120	0.11	0.11	0.11	0.12	0.12	0.11	0.09	0.12	0.12	0.12
125	0.11	0.11	0.11	0.11	0.12	0.09	0.11	0.12	0.12	0.12
130	0.14	0.14	0.12	0.11	0.12	0.12	0.11	0.11	0.12	0.12
135	0.00	0.00	0.00	0.00	0.00	0.00	0.00	0.00	0.00	0.00
140	0.00	0.00	0.00	0.00	0.00	0.00	0.00	0.00	0.00	0.00
145	0.00	0.00	0.00	0.00	0.00	0.00	0.00	0.00	0.00	0.00
150	0.00	0.00	0.00	0.00	0.00	0.00	0.00	0.00	0.00	0.00
155	0.00	0.00	0.00	0.00	0.00	0.00	0.00	0.00	0.00	0.00
160	0.00	0.00	0.00	0.00	0.00	0.00	0.00	0.00	0.00	0.00
165	0.00	0.00	0.00	0.00	0.00	0.00	0.00	0.00	0.00	0.00
170	0.00	0.00	0.00	0.00	0.00	0.00	0.00	0.00	0.00	0.00
175	0.00	0.00	0.00	0.00	0.00	0.00	0.00	0.00	0.00	0.00
180	0.00	0.00	0.00	0.00	0.00	0.00	0.00	0.00	0.00	0.00

Vert. Angles	Horizontal Angles									
	<u>50</u>	<u>55</u>	<u>60</u>	<u>65</u>	<u>70</u>	<u>75</u>	<u>80</u>	<u>85</u>	<u>90</u>	<u>95</u>
0	15.49	15.49	15.49	15.49	15.49	15.49	15.49	15.49	15.49	15.49
5	16.55	16.54	16.55	16.55	16.52	16.48	16.43	16.40	16.31	16.26
10	15.96	15.96	15.94	15.94	15.89	15.85	15.78	15.73	15.69	15.64
15	15.20	15.22	15.24	15.22	15.19	15.17	15.12	15.08	15.04	14.99
20	14.40	14.41	14.43	14.41	14.40	14.36	14.34	14.31	14.27	14.25
25	13.43	13.48	13.48	13.48	13.46	13.46	13.43	13.41	13.38	13.32
30	12.38	12.39	12.41	12.41	12.39	12.38	12.36	12.34	12.32	12.31
35	11.17	11.18	11.20	11.18	11.17	11.15	11.15	11.15	11.15	11.13
40	9.94	9.94	9.92	9.88	9.88	9.87	9.83	9.87	9.87	9.87
45	8.55	8.53	8.51	8.50	8.48	8.46	8.46	8.44	8.44	8.44
50	7.13	7.13	7.11	7.09	7.06	7.06	7.04	7.02	7.04	7.04
55	5.69	5.71	5.69	5.67	5.64	5.62	5.60	5.60	5.58	5.58

**IES ROAD REPORT**  
**PHOTOMETRIC FILENAME : L061706801.IES**

**CANDELA TABULATION - (Cont.)**

60	4.35	4.35	4.34	4.32	4.28	4.27	4.23	4.25	4.21	4.23
65	3.11	3.09	3.09	3.09	3.07	3.06	3.04	3.02	3.00	3.00
70	2.02	2.02	2.00	2.00	1.97	1.97	1.95	1.93	1.95	1.91
75	1.14	1.14	1.12	1.12	1.11	1.11	1.09	1.09	1.07	1.07
80	0.53	0.53	0.49	0.49	0.49	0.47	0.46	0.44	0.44	0.44
85	0.23	0.23	0.21	0.19	0.19	0.18	0.16	0.16	0.16	0.12
90	0.14	0.14	0.14	0.12	0.11	0.11	0.11	0.09	0.09	0.09
95	0.14	0.12	0.11	0.11	0.11	0.11	0.11	0.09	0.07	0.07
100	0.12	0.11	0.11	0.11	0.11	0.11	0.09	0.07	0.07	0.07
105	0.12	0.11	0.11	0.11	0.11	0.09	0.09	0.07	0.07	0.07
110	0.12	0.11	0.11	0.11	0.11	0.09	0.07	0.09	0.09	0.07
115	0.12	0.11	0.11	0.11	0.11	0.11	0.11	0.11	0.09	0.09
120	0.12	0.12	0.12	0.11	0.11	0.11	0.11	0.11	0.11	0.11
125	0.12	0.12	0.12	0.12	0.11	0.11	0.11	0.11	0.11	0.11
130	0.12	0.12	0.12	0.14	0.14	0.12	0.12	0.11	0.12	0.11
135	0.00	0.00	0.00	0.00	0.00	0.00	0.00	0.00	0.00	0.00
140	0.00	0.00	0.00	0.00	0.00	0.00	0.00	0.00	0.00	0.00
145	0.00	0.00	0.00	0.00	0.00	0.00	0.00	0.00	0.00	0.00
150	0.00	0.00	0.00	0.00	0.00	0.00	0.00	0.00	0.00	0.00
155	0.00	0.00	0.00	0.00	0.00	0.00	0.00	0.00	0.00	0.00
160	0.00	0.00	0.00	0.00	0.00	0.00	0.00	0.00	0.00	0.00
165	0.00	0.00	0.00	0.00	0.00	0.00	0.00	0.00	0.00	0.00
170	0.00	0.00	0.00	0.00	0.00	0.00	0.00	0.00	0.00	0.00
175	0.00	0.00	0.00	0.00	0.00	0.00	0.00	0.00	0.00	0.00
180	0.00	0.00	0.00	0.00	0.00	0.00	0.00	0.00	0.00	0.00

**Vert. Angles**      **Horizontal Angles**

	<u>100</u>	<u>105</u>	<u>110</u>	<u>115</u>	<u>120</u>	<u>125</u>	<u>130</u>	<u>135</u>	<u>140</u>	<u>145</u>
0	15.49	15.49	15.49	15.49	15.49	15.49	15.49	15.49	15.49	15.49
5	16.19	16.08	15.98	15.82	15.68	15.61	15.59	15.55	15.45	15.08
10	15.61	15.55	15.45	15.20	15.15	15.13	15.03	14.76	12.17	10.97
15	14.94	14.89	14.82	14.75	14.68	14.66	14.61	14.59	14.52	14.50
20	14.18	14.13	14.08	14.03	13.97	13.94	13.94	13.87	13.82	13.78
25	13.29	13.25	13.20	13.17	13.11	13.10	13.08	13.06	13.03	12.99
30	12.29	12.25	12.20	12.15	12.10	12.10	12.10	12.08	12.06	12.06
35	11.10	11.04	11.01	10.97	10.95	10.95	10.95	10.95	10.97	10.97
40	9.87	9.87	9.80	9.80	9.78	9.78	9.80	9.78	9.78	9.80
45	8.43	8.43	8.39	8.39	8.39	8.39	8.41	8.43	8.43	8.44
50	7.02	7.00	7.00	6.97	6.99	6.99	6.99	6.99	7.00	7.00
55	5.57	5.57	5.55	5.51	5.55	5.55	5.58	5.58	5.58	5.58
60	4.21	4.20	4.18	4.18	4.18	4.18	4.18	4.20	4.21	4.23
65	2.98	2.97	2.97	2.95	2.93	2.95	2.95	2.97	2.98	2.98
70	1.91	1.91	1.90	1.88	1.88	1.88	1.88	1.90	1.90	1.88
75	1.05	1.04	1.04	1.02	1.02	1.04	1.04	1.04	1.04	1.02
80	0.44	0.42	0.42	0.40	0.40	0.40	0.40	0.40	0.40	0.40
85	0.12	0.14	0.12	0.11	0.11	0.11	0.11	0.11	0.11	0.11
90	0.07	0.07	0.07	0.07	0.07	0.05	0.07	0.07	0.07	0.07
95	0.07	0.07	0.07	0.05	0.05	0.05	0.07	0.05	0.07	0.07
100	0.07	0.07	0.07	0.07	0.07	0.07	0.07	0.07	0.07	0.07
105	0.07	0.07	0.07	0.07	0.07	0.07	0.07	0.07	0.07	0.07
110	0.07	0.07	0.07	0.07	0.07	0.07	0.07	0.07	0.07	0.07
115	0.09	0.09	0.07	0.07	0.07	0.09	0.09	0.07	0.07	0.07
120	0.11	0.11	0.09	0.09	0.09	0.09	0.09	0.09	0.11	0.09
125	0.11	0.11	0.11	0.09	0.11	0.11	0.09	0.11	0.11	0.11
130	0.11	0.11	0.11	0.11	0.11	0.11	0.11	0.11	0.11	0.11



**IES ROAD REPORT**  
**PHOTOMETRIC FILENAME : L061706801.IES**

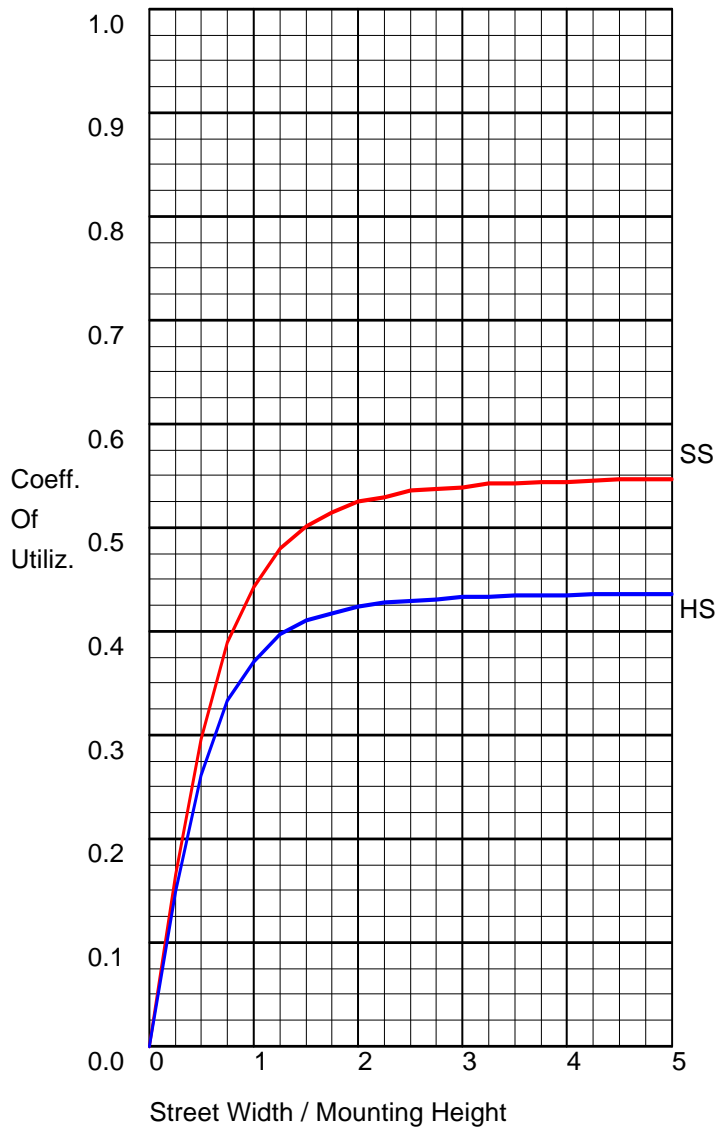
**CANDELA TABULATION - (Cont.)**

135	0.00	0.00	0.00	0.00	0.00	0.00	0.00	0.00	0.00	0.00
140	0.00	0.00	0.00	0.00	0.00	0.00	0.00	0.00	0.00	0.00
145	0.00	0.00	0.00	0.00	0.00	0.00	0.00	0.00	0.00	0.00
150	0.00	0.00	0.00	0.00	0.00	0.00	0.00	0.00	0.00	0.00
155	0.00	0.00	0.00	0.00	0.00	0.00	0.00	0.00	0.00	0.00
160	0.00	0.00	0.00	0.00	0.00	0.00	0.00	0.00	0.00	0.00
165	0.00	0.00	0.00	0.00	0.00	0.00	0.00	0.00	0.00	0.00
170	0.00	0.00	0.00	0.00	0.00	0.00	0.00	0.00	0.00	0.00
175	0.00	0.00	0.00	0.00	0.00	0.00	0.00	0.00	0.00	0.00
180	0.00	0.00	0.00	0.00	0.00	0.00	0.00	0.00	0.00	0.00

**Vert. Horizontal Angles**

	<u>150</u>	<u>155</u>	<u>160</u>	<u>165</u>	<u>170</u>	<u>175</u>	<u>180</u>
<b>0</b>	15.49	15.49	15.49	15.49	15.49	15.49	15.49
<b>5</b>	11.66	14.03	9.88	6.18	0.72	0.19	0.07
<b>10</b>	7.02	0.93	0.30	0.14	0.07	0.07	0.07
<b>15</b>	14.36	14.06	12.66	4.62	0.51	0.14	0.07
<b>20</b>	13.69	13.41	12.46	5.06	0.61	0.18	0.07
<b>25</b>	12.90	12.62	11.74	4.85	0.63	0.19	0.07
<b>30</b>	12.01	11.80	10.88	4.63	0.54	0.19	0.07
<b>35</b>	10.94	10.74	9.88	3.81	0.53	0.18	0.07
<b>40</b>	9.76	9.57	8.74	3.51	0.49	0.14	0.07
<b>45</b>	8.39	8.23	7.62	2.97	0.39	0.14	0.07
<b>50</b>	6.97	6.85	6.29	2.21	0.35	0.12	0.07
<b>55</b>	5.55	5.42	4.97	1.91	0.30	0.11	0.07
<b>60</b>	4.20	4.11	3.79	1.49	0.26	0.11	0.07
<b>65</b>	2.97	2.91	2.67	1.07	0.19	0.09	0.07
<b>70</b>	1.88	1.83	1.67	0.67	0.16	0.07	0.07
<b>75</b>	1.02	1.00	0.91	0.42	0.11	0.07	0.07
<b>80</b>	0.40	0.37	0.35	0.18	0.07	0.07	0.07
<b>85</b>	0.11	0.11	0.11	0.07	0.07	0.07	0.07
<b>90</b>	0.07	0.07	0.07	0.07	0.07	0.07	0.00
<b>95</b>	0.07	0.07	0.07	0.07	0.07	0.07	0.00
<b>100</b>	0.07	0.07	0.07	0.07	0.07	0.07	0.00
<b>105</b>	0.07	0.07	0.07	0.07	0.07	0.07	0.00
<b>110</b>	0.07	0.07	0.07	0.07	0.07	0.07	0.00
<b>115</b>	0.09	0.07	0.07	0.07	0.07	0.07	0.00
<b>120</b>	0.09	0.11	0.09	0.11	0.11	0.09	0.00
<b>125</b>	0.11	0.11	0.11	0.11	0.11	0.11	0.00
<b>130</b>	0.11	0.11	0.11	0.11	0.11	0.11	0.00
<b>135</b>	0.00	0.00	0.00	0.00	0.00	0.00	0.00
<b>140</b>	0.00	0.00	0.00	0.00	0.00	0.00	0.00
<b>145</b>	0.00	0.00	0.00	0.00	0.00	0.00	0.00
<b>150</b>	0.00	0.00	0.00	0.00	0.00	0.00	0.00
<b>155</b>	0.00	0.00	0.00	0.00	0.00	0.00	0.00
<b>160</b>	0.00	0.00	0.00	0.00	0.00	0.00	0.00
<b>165</b>	0.00	0.00	0.00	0.00	0.00	0.00	0.00
<b>170</b>	0.00	0.00	0.00	0.00	0.00	0.00	0.00
<b>175</b>	0.00	0.00	0.00	0.00	0.00	0.00	0.00
<b>180</b>	0.00	0.00	0.00	0.00	0.00	0.00	0.00

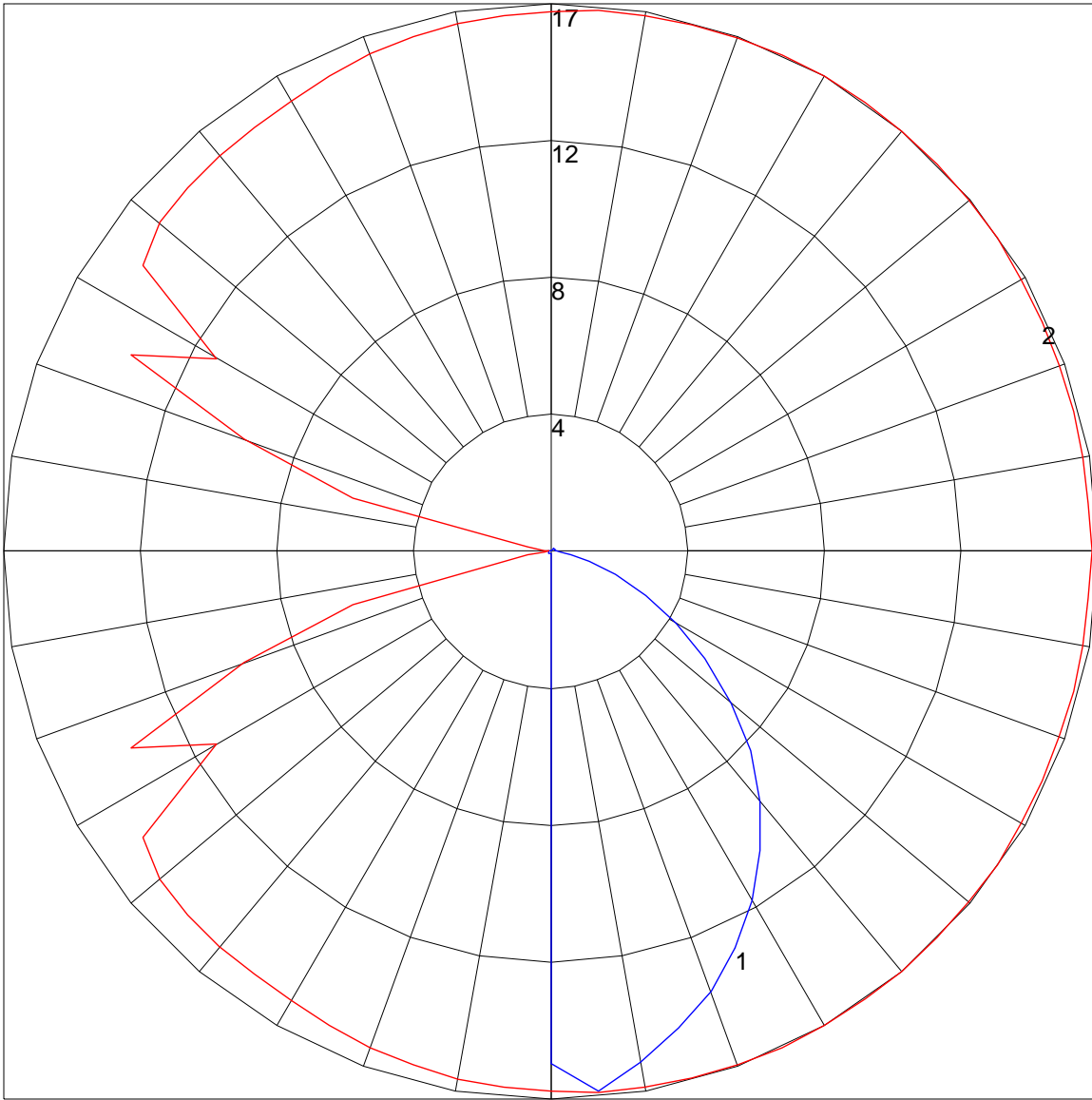
**COEFFICIENTS OF UTILIZATION**



**FLUX DISTRIBUTION**

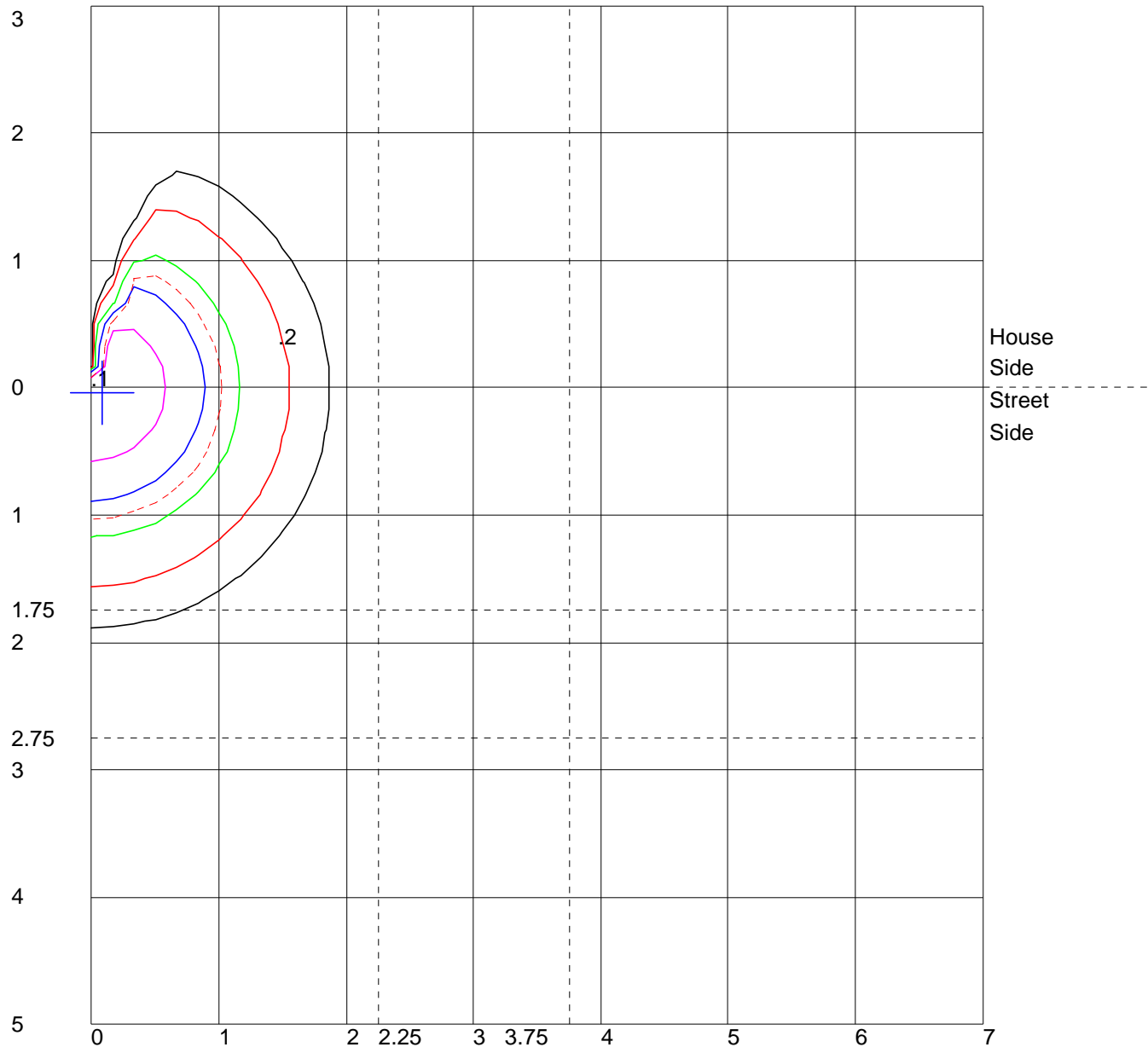
	Lumens	Percent Of Luminaire
Downward Street Side	17.6	55.0
Downward House Side	14.0	43.7
Downward Total	31.6	98.7
Upward Street Side	0.3	0.8
Upward House Side	0.2	0.5
Upward Total	0.5	1.6
Total Flux	32.1	100.3

POLAR GRAPH



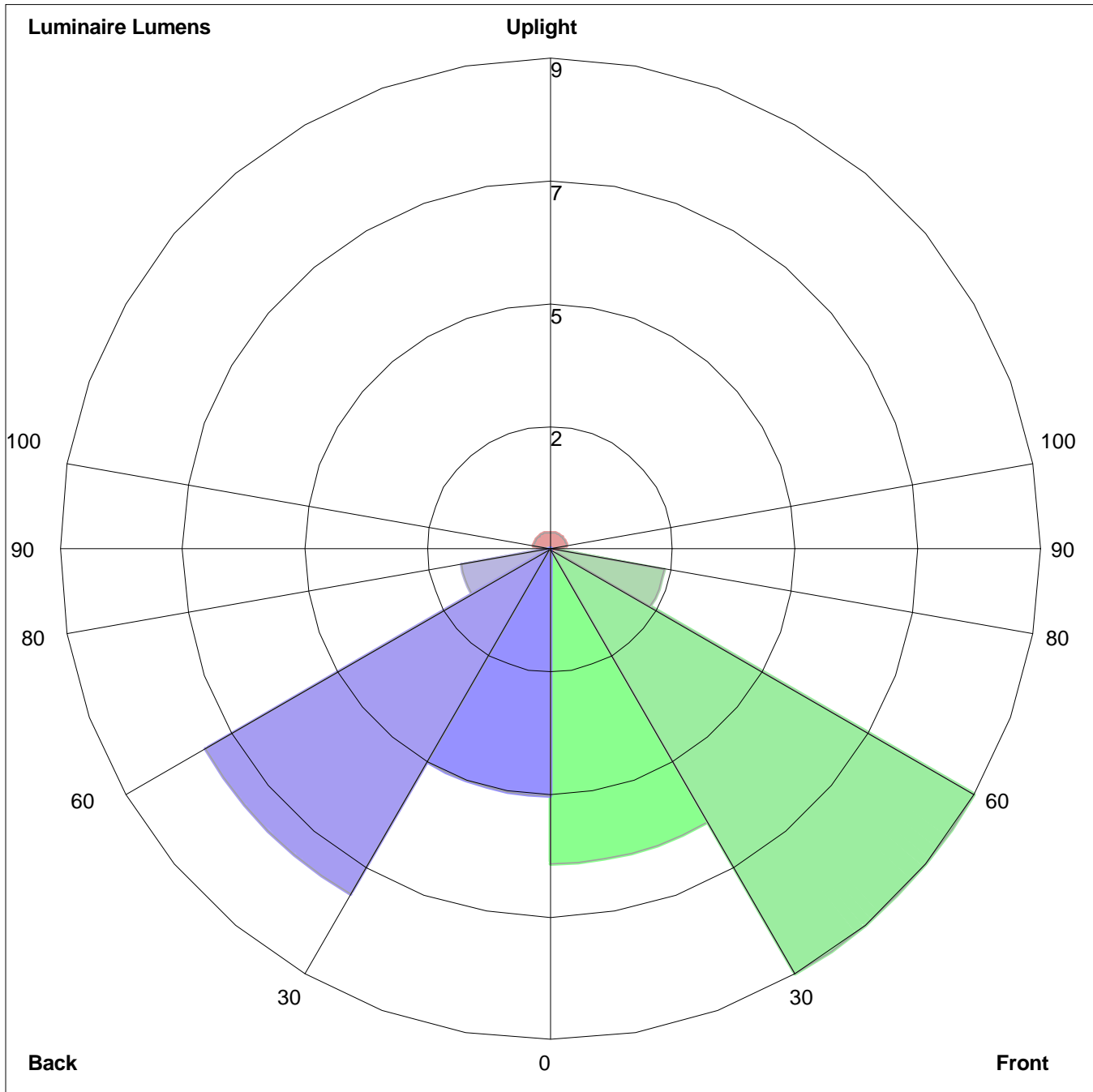
Maximum Candela = 16.55 Located At Horizontal Angle = 65, Vertical Angle = 5  
# 1 - Vertical Plane Through Horizontal Angles (0 - 180)  
# 2 - Horizontal Cone Through Vertical Angle (5) (Through Max. Cd.)

ISOFOOTCANDLE LINES OF HORIZONTAL ILLUMINANCE



Distance In Units Of Mounting Height  
Values Based On 2 Foot Mounting Height  
1/2 Maximum Candela Trace Shown As Dashed Curve  
(+) = Maximum Candela Point

LUMINAIRE CLASSIFICATION SYSTEM (LCS) GRAPH



Luminaire Lumens:  
Front: Low=6.0, Medium=9.3, High=2.2, Very High=0.2  
Back: Low=4.7, Medium=7.5, High=1.7, Very High=0.1  
Uplight: Low=0.1, High=0.3

BUG Rating : B0-U1-G0