



8165 E Kaiser Blvd. Anaheim, CA 92808
 p. 714.282.2270
 f. 714.676.5558

Report No: L061606201

Date: 8/17/2016



NVLAP LAB CODE 200927-0

Report No: L061606201

Report Prepared For: Beachside Lighting
 905 Kalaniana'ole Hwy # 29A Kailua, HI. 96734

Model Number: MB1-2W-A

Test: Electrical and Photometric tests

Standards Used: Appropriate part or all test guidelines were used for test performed:
IESNA LM79: 2008 Approved Methods for Electrical and Photometric Measurements of Solid-State Lighting Products
ANSI NEMA ANSLG C78.377: 2008 Specification of the Chromaticity of Solid State Lighting Products
ANSI C82.77:2002: Harmonic Emission Limits-Related Quality Requirements for Lighting Equipment

Description of Sample: Client submitted the sample. Catalog number is MB1-2W-A. Received in working and undamaged condition. No modifications were necessary.

Testing Condition: Fixture is tested with no special conditions.

Sample Arrival Date: 8/9/16

Date of Tests: 8/15/16 - 8/17/16

Seasoning of Sample: No seasoning was performed in accordance with IESNA LM-79.

Equipment List

Equipment Used	Model No	Stock No	Calibration Due Date
Chroma Programmable AC Source	61604	PS-AC02	--
Yokogawa Digital Power Meter	WT210	MT-EL06-S1	11/18/16
Xitron Power Analyzer	2503AH	MT-EL01	11/30/16
ITECH DC Power Supply	IT6122	PSDC-03-S1	11/17/16
Fluke Digital Thermometer	52k/J	MT-TP02-GC	11/24/16
LLI Type C Goniophotometer System	RMG-C-MKII	CD-LL04-GC	--
LLI 2M Sphere	2MR97	CD-SN03-S2	--
LLI Spectroradiometer	SPR-3000	MT-SC01-S2	Before Use

*All Results in accordance to IESNA LM-79-2008: Approved Method for the Electrical and Photometric Testing of Solid-State Lighting.

Test Summary

Manufacturer:	Beachside Lighting
Model Number:	MB1-2W-A
Driver Model Number:	N/A
Total Lumens:	4.60
Input Voltage (VAC/60Hz):	12.00
Input Current (Amp):	0.26
Input Power (W):	2.24
Input Power Factor:	0.71
Current ATHD @ 12V(%):	89%
Current ATHD @ 277V(%):	N/A
Efficacy:	2
Color Rendering Index (CRI):	-23
Correlated Color Temperature (K):	1521
Chromaticity Coordinate x:	0.5934
Chromaticity Coordinate y:	0.4058
Ambient Temperature (°C):	25.0
Stabilization Time (Hours):	1:20
Total Operating Time (Hours):	2:25
Off State Power(W):	0.00


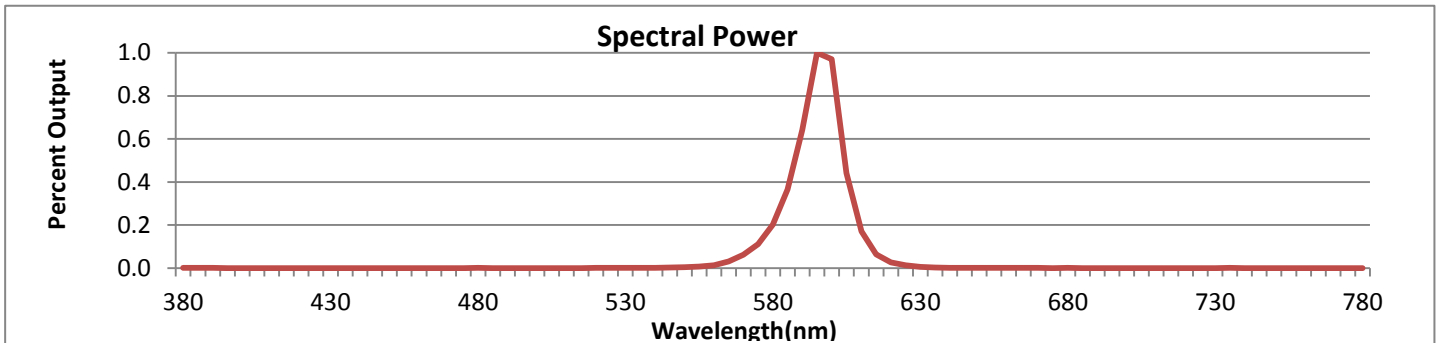


FIG. 1 LUMINAIRE

*All Results in accordance to IESNA LM-79-2008: Approved Method for the Electrical and Photometric Testing of Solid-State Lighting.



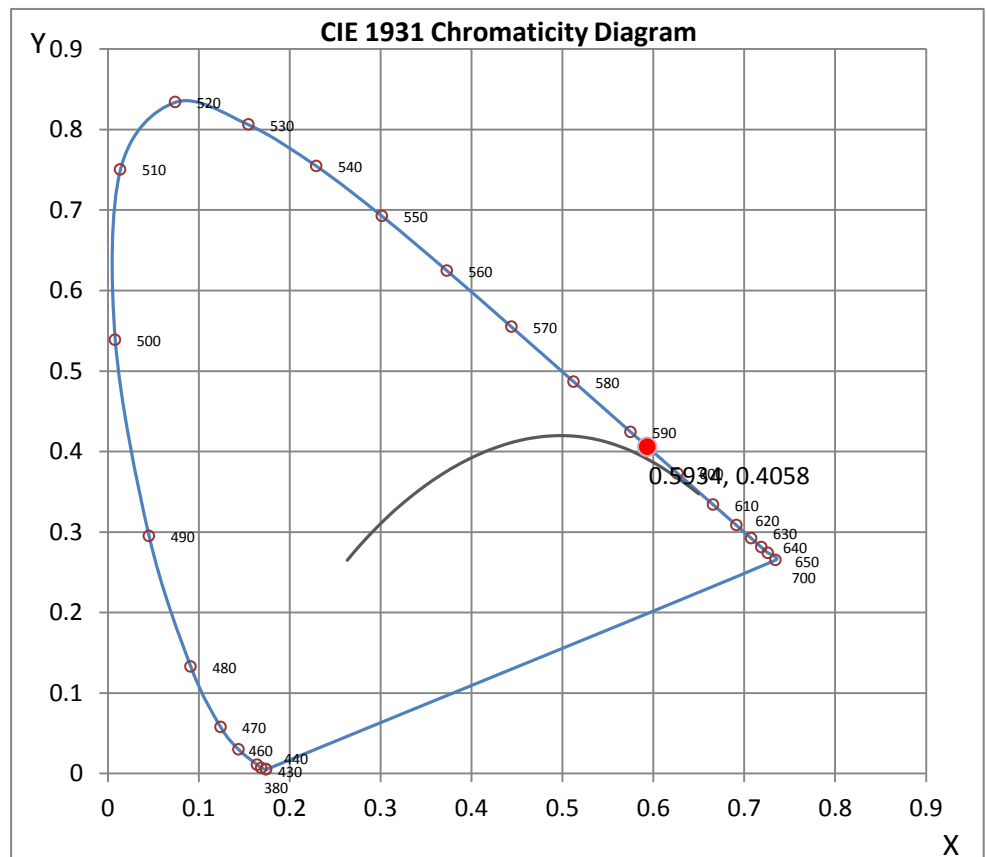
Wavelength	W/m ² nm	440	0.0000	510	0.0002	580	0.2022	650	0.0009	720	0.0000
380	0.0005	450	0.0000	520	0.0006	590	0.6416	660	0.0005	730	0.0000
390	0.0009	460	0.0003	530	0.0005	600	0.9699	670	0.0008	740	0.0000
400	0.0000	470	0.0000	540	0.0015	610	0.1704	680	0.0006	750	0.0000
410	0.0000	480	0.0006	550	0.0039	620	0.0261	690	0.0004	760	0.0000
420	0.0000	490	0.0000	560	0.0136	630	0.0059	700	0.0000	770	0.0000
430	0.0000	500	0.0002	570	0.0615	640	0.0018	710	0.0000	780	0.0000

CRI & CCT

x	0.5934
y	0.4058
u'	0.3552
v'	0.5465
CRI	-23.00
CCT	1521
Duv	0.00851

R Values

R1	-35.31
R2	52.97
R3	14.42
R4	-70.35
R5	-42.33
R6	43.56
R7	-9.32
R8	-137.46
R9	-390.85
R10	31.28
R11	-96.35
R12	-4.50
R13	-15.71
R14	44.19



*All Results in accordance to IESNA LM-79-2008: Approved Method for the Electrical and Photometric Testing of Solid-State Lighting.

Test Methods

Photometric Measurements - Goniophotometer

A Custom Light Laboratory Type C Rotating Mirror Goniophotometer was used to measure candelas(intensity) at each angle of distribution as defined by IESNA for the appropriate fixture type.

Ambient temperature is set to 25°C and is measured from the center of the fixture, within 1ft from the outside of the fixture. Temperature is maintained at 25°C throughout the testing process and the sample is stabilized for at least 30mins and longer as necessary for the sample to achieve stabilization.

Electrical measurements are measured using the listed equipment.

Spectral Measurements - Integrating Sphere

A Sensing Spectroradiometer SPR-3000, in conjunction with Light Laboratory 2 meter integrating sphere was used to measure chromaticity coordinates, correlated color temperature(CCT) and the color rendering index(CRI) for each sample.

Ambient temperature is set to 25°C and is measured from the center of the fixture, within 1ft from the outside of the fixture. Temperature is maintained at 25°C throughout the testing process and the sample is stabilized for at least 30mins and longer as necessary for the sample to achieve stabilization.

Electrical measurements are measured using the listed equipment.

Disclaimers:

This report must not be used by the customer to claim product certification, approval or endorsement by NVLAP, NIST or any agency of Federal Government.

Report Prepared by : Keyur Patel

Test Report Released by:



Jeff Ahn
Engineering Manager

Test Report Reviewed by:



Steve Kang
Quality Assurance

**Attached are photometric data reports. Total number of pages: 14*



8165 E. Kaiser Blvd. Anaheim, CA 92808
p. 714.282.2270
f. 714.676.5558

Photometric Test Report

IES ROAD REPORT
PHOTOMETRIC FILENAME : L061606201.IES

DESCRIPTIVE INFORMATION (From Photometric File)

IESNA:LM-63-2002
[TEST] L061606201
[TESTLAB] LIGHT LABORATORY, INC.
[ISSUEDATE] 8/17/2016
[MANUFAC] Beachside Lighting
[LUMCAT] MB1-2W-A
[LUMINAIRE] Pathlight
[BALLASTCAT] N/A
[LAMPPOSITION] 0,0
[LAMPCAT] N/A
[OTHER] INDICATING THE CANDELA VALUES ARE ABSOLUTE AND
[MORE] SHOULD NOT BE FACTORED FOR DIFFERENT LAMP RATINGS.
[INPUT] 12VAC, 2.24W
[TEST PROCEDURE] IESNA:LM-79-08

CHARACTERISTICS

IES Classification	Type IV
Longitudinal Classification	Very Short
Lumens Per Lamp	N.A. (absolute)
Total Lamp Lumens	N.A. (absolute)
Luminaire Lumens	5
Downward Total Efficiency	N.A. (absolute)
Total Luminaire Efficiency	N.A. (absolute)
Luminaire Efficacy Rating (LER)	2
Total Luminaire Watts	2.24
Ballast Factor	1.00
Upward Waste Light Ratio	0.01
Maximum Candela	5.913
Maximum Candela Angle	0H 75V
Maximum Candela (<90 Degrees Vertical)	5.913
Maximum Candela Angle (<90 Degrees Vertical)	0H 75V
Maximum Candela At 90 Degrees Vertical	.104 (2.1% Luminaire Lumens)
Maximum Candela from 80 to <90 Degrees Vertical	4.418 (88.4% Luminaire Lumens)
Cutoff Classification (deprecated)	N.A. (absolute)

IES ROAD REPORT
PHOTOMETRIC FILENAME : L061606201.IES

LUMINAIRE CLASSIFICATION SYSTEM (LCS)

ZONAL LUMEN SUMMARY

	Lumens	% Lamp	% Luminaire	Zone	%
FL - Front-Low (0-30)	< 0.05	N.A.	0.2		
FM - Front-Medium (30-60)	1.9	N.A.	40.6	0-20	0
FH - Front-High (60-80)	2.2	N.A.	48.2	0-30	0.2
FVH - Front-Very High (80-90)	0.3	N.A.	6.3	0-40	1.7
BL - Back-Low (0-30)	< 0.05	N.A.	0.0	0-60	42.9
BM - Back-Medium (30-60)	0.1	N.A.	2.3	0-80	92.1
BH - Back-High (60-80)	0.1	N.A.	1.5	0-90	98.6
BVH - Back-Very High (80-90)	< 0.05	N.A.	0.2	10-90	98.6
UL - Uplight-Low (90-100)	< 0.05	N.A.	0.4	20-40	1.7
UH - Uplight-High (100-180)	< 0.05	N.A.	1.1	20-50	13.8
				40-70	70.1
Total	4.6	N.A.	100.0	60-80	49.2
				70-80	20.3
BUG Rating	B0-U1-G0			80-90	6.5
				90-110	0.6
				90-120	1.1
				90-130	1.3
				90-150	1.5
				90-180	1.5
				110-180	0.9
				0-180	100.1

IES ROAD REPORT
PHOTOMETRIC FILENAME : L061606201.IES

CANDELA TABULATION

Vert. Angles	Horizontal Angles									
	<u>0</u>	<u>5</u>	<u>10</u>	<u>15</u>	<u>20</u>	<u>25</u>	<u>30</u>	<u>35</u>	<u>40</u>	<u>45</u>
0.0	0.000	0.000	0.000	0.000	0.000	0.000	0.000	0.000	0.000	0.000
5.0	0.000	0.000	0.000	0.000	0.000	0.000	0.000	0.000	0.000	0.000
10.0	0.000	0.000	0.000	0.000	0.000	0.000	0.000	0.000	0.000	0.000
15.0	0.035	0.035	0.017	0.035	0.000	0.035	0.017	0.000	0.017	0.017
20.0	0.035	0.035	0.035	0.035	0.035	0.035	0.035	0.017	0.035	0.035
25.0	0.035	0.052	0.035	0.035	0.035	0.052	0.035	0.035	0.035	0.017
30.0	0.070	0.070	0.070	0.070	0.070	0.070	0.070	0.070	0.070	0.052
35.0	0.139	0.139	0.157	0.157	0.139	0.139	0.122	0.122	0.122	0.104
37.5	0.417	0.400	0.400	0.383	0.365	0.365	0.348	0.330	0.313	0.296
40.0	0.765	0.765	0.765	0.748	0.730	0.713	0.678	0.644	0.644	0.609
42.5	1.217	1.217	1.200	1.183	1.165	1.148	1.096	1.061	1.026	0.991
45.0	1.739	1.739	1.704	1.687	1.652	1.635	1.583	1.513	1.478	1.409
47.5	2.261	2.261	2.244	2.209	2.174	2.139	2.070	2.000	1.931	1.861
50.0	2.818	2.818	2.818	2.765	2.731	2.661	2.591	2.505	2.418	2.313
52.5	3.409	3.409	3.392	3.339	3.287	3.200	3.131	3.026	2.922	2.818
55.0	3.931	3.913	3.879	3.809	3.757	3.652	3.565	3.444	3.339	3.200
57.5	4.105	4.087	4.052	3.983	3.896	3.809	3.705	3.583	3.444	3.305
60.0	4.105	4.070	3.983	3.896	3.809	3.722	3.635	3.496	3.357	3.235
62.5	3.896	3.896	3.861	3.739	3.635	3.548	3.444	3.322	3.200	3.061
65.0	3.722	3.687	3.618	3.531	3.409	3.339	3.200	3.078	2.974	2.835
67.5	3.826	3.705	3.426	3.287	3.148	3.044	2.922	2.783	2.678	2.539
70.0	3.965	3.931	3.409	3.061	2.835	2.696	2.591	2.487	2.383	2.244
72.5	4.452	4.122	3.270	2.661	2.470	2.365	2.244	2.139	2.052	1.931
75.0	5.913	5.444	3.287	2.505	2.070	1.965	1.861	1.774	1.704	1.600
77.5	5.392	4.279	2.939	2.018	1.670	1.583	1.496	1.426	1.339	1.252
80.0	4.418	3.757	2.296	1.478	1.252	1.183	1.113	1.078	1.009	0.939
85.0	1.287	1.096	0.800	0.644	0.591	0.557	0.539	0.504	0.470	0.452
90.0	0.104	0.087	0.070	0.087	0.087	0.070	0.070	0.052	0.070	0.070
95.0	0.035	0.035	0.035	0.017	0.035	0.035	0.000	0.017	0.035	0.035
100.0	0.000	0.017	0.017	0.017	0.017	0.000	0.017	0.017	0.000	0.017
105.0	0.000	0.000	0.017	0.000	0.000	0.000	0.000	0.000	0.017	0.000
110.0	0.000	0.017	0.000	0.000	0.000	0.017	0.000	0.000	0.000	0.000
115.0	0.000	0.000	0.000	0.000	0.000	0.000	0.000	0.000	0.000	0.000
120.0	0.000	0.000	0.000	0.000	0.000	0.000	0.000	0.000	0.000	0.000
125.0	0.000	0.000	0.000	0.000	0.000	0.000	0.000	0.000	0.000	0.000
130.0	0.000	0.000	0.000	0.000	0.000	0.000	0.000	0.000	0.000	0.000
135.0	0.000	0.000	0.000	0.000	0.000	0.000	0.000	0.000	0.000	0.000
140.0	0.000	0.000	0.000	0.000	0.000	0.000	0.000	0.000	0.000	0.000
145.0	0.000	0.000	0.000	0.000	0.000	0.000	0.000	0.000	0.000	0.000
150.0	0.000	0.000	0.000	0.000	0.000	0.000	0.000	0.000	0.000	0.000
155.0	0.000	0.000	0.000	0.000	0.000	0.000	0.000	0.000	0.000	0.000
160.0	0.000	0.000	0.000	0.000	0.000	0.000	0.000	0.000	0.000	0.000
165.0	0.000	0.000	0.000	0.000	0.000	0.000	0.000	0.000	0.000	0.000
170.0	0.000	0.000	0.000	0.000	0.000	0.000	0.000	0.000	0.000	0.000
175.0	0.000	0.000	0.000	0.000	0.000	0.000	0.000	0.000	0.000	0.000
180.0	0.000	0.000	0.000	0.000	0.000	0.000	0.000	0.000	0.000	0.000

Vert. Angles	Horizontal Angles									
	<u>50</u>	<u>55</u>	<u>60</u>	<u>65</u>	<u>70</u>	<u>75</u>	<u>80</u>	<u>85</u>	<u>90</u>	<u>95</u>
0.0	0.000	0.000	0.000	0.000	0.000	0.000	0.000	0.000	0.000	0.000
5.0	0.000	0.000	0.000	0.000	0.000	0.000	0.000	0.000	0.000	0.000
10.0	0.000	0.000	0.000	0.000	0.000	0.000	0.000	0.000	0.000	0.000

IES ROAD REPORT
PHOTOMETRIC FILENAME : L061606201.IES

CANDELA TABULATION - (Cont.)

15.0	0.000	0.017	0.017	0.017	0.017	0.017	0.000	0.000	0.000	0.000
20.0	0.035	0.035	0.017	0.017	0.017	0.017	0.017	0.017	0.017	0.017
25.0	0.035	0.035	0.035	0.035	0.035	0.017	0.035	0.017	0.017	0.000
30.0	0.035	0.035	0.035	0.035	0.035	0.035	0.035	0.017	0.035	0.017
35.0	0.087	0.070	0.087	0.070	0.052	0.052	0.052	0.052	0.017	0.017
37.5	0.278	0.261	0.243	0.209	0.191	0.174	0.139	0.139	0.104	0.070
40.0	0.557	0.522	0.487	0.452	0.417	0.365	0.313	0.278	0.226	0.174
42.5	0.922	0.870	0.817	0.748	0.696	0.626	0.557	0.470	0.383	0.313
45.0	1.339	1.270	1.200	1.113	1.009	0.922	0.800	0.696	0.574	0.452
47.5	1.774	1.687	1.583	1.461	1.357	1.235	1.096	0.939	0.783	0.609
50.0	2.226	2.122	1.983	1.844	1.704	1.548	1.374	1.183	0.957	0.748
52.5	2.678	2.557	2.400	2.244	2.070	1.844	1.635	1.391	1.148	0.870
55.0	3.061	2.905	2.731	2.522	2.313	2.052	1.791	1.531	1.235	0.904
57.5	3.165	2.992	2.800	2.574	2.331	2.087	1.791	1.513	1.165	0.835
60.0	3.078	2.887	2.696	2.470	2.244	1.983	1.670	1.357	1.061	0.748
62.5	2.887	2.731	2.522	2.313	2.052	1.809	1.531	1.217	0.904	0.609
65.0	2.678	2.487	2.331	2.104	1.878	1.618	1.322	1.026	0.748	0.487
67.5	2.400	2.244	2.087	1.861	1.652	1.391	1.113	0.835	0.574	0.383
70.0	2.122	1.948	1.791	1.600	1.391	1.148	0.904	0.678	0.470	0.313
72.5	1.809	1.670	1.513	1.339	1.148	0.922	0.713	0.539	0.365	0.243
75.0	1.496	1.374	1.217	1.078	0.904	0.730	0.557	0.417	0.278	0.191
77.5	1.165	1.061	0.957	0.817	0.713	0.557	0.417	0.296	0.209	0.139
80.0	0.870	0.783	0.713	0.609	0.487	0.400	0.296	0.209	0.139	0.087
85.0	0.417	0.383	0.313	0.278	0.209	0.157	0.122	0.087	0.052	0.035
90.0	0.070	0.052	0.052	0.035	0.035	0.035	0.035	0.017	0.017	0.017
95.0	0.035	0.017	0.017	0.035	0.017	0.017	0.035	0.017	0.017	0.017
100.0	0.017	0.017	0.017	0.017	0.017	0.017	0.017	0.017	0.000	0.017
105.0	0.017	0.017	0.000	0.017	0.017	0.017	0.017	0.000	0.000	0.017
110.0	0.017	0.000	0.000	0.000	0.017	0.017	0.000	0.000	0.017	0.017
115.0	0.000	0.000	0.017	0.000	0.017	0.017	0.017	0.017	0.017	0.017
120.0	0.000	0.000	0.017	0.017	0.000	0.017	0.017	0.017	0.017	0.017
125.0	0.000	0.000	0.017	0.017	0.017	0.017	0.017	0.017	0.017	0.017
130.0	0.017	0.000	0.017	0.017	0.017	0.017	0.017	0.017	0.017	0.017
135.0	0.000	0.000	0.017	0.017	0.017	0.017	0.017	0.017	0.017	0.017
140.0	0.000	0.000	0.000	0.000	0.000	0.000	0.000	0.000	0.000	0.000
145.0	0.000	0.000	0.000	0.000	0.000	0.000	0.000	0.000	0.000	0.000
150.0	0.000	0.000	0.000	0.000	0.000	0.000	0.000	0.000	0.000	0.000
155.0	0.000	0.000	0.000	0.000	0.000	0.000	0.000	0.000	0.000	0.000
160.0	0.000	0.000	0.000	0.000	0.000	0.000	0.000	0.000	0.000	0.000
165.0	0.000	0.000	0.000	0.000	0.000	0.000	0.000	0.000	0.000	0.000
170.0	0.000	0.000	0.000	0.000	0.000	0.000	0.000	0.000	0.000	0.000
175.0	0.000	0.000	0.000	0.000	0.000	0.000	0.000	0.000	0.000	0.000
180.0	0.000	0.000	0.000	0.000	0.000	0.000	0.000	0.000	0.000	0.000

Vert. Angles **Horizontal Angles**

	<u>100</u>	<u>105</u>	<u>110</u>	<u>115</u>	<u>120</u>	<u>125</u>	<u>130</u>	<u>135</u>	<u>140</u>	<u>145</u>
0.0	0.000	0.000	0.000	0.000	0.000	0.000	0.000	0.000	0.000	0.000
5.0	0.000	0.000	0.000	0.000	0.000	0.000	0.000	0.000	0.000	0.000
10.0	0.000	0.000	0.000	0.000	0.000	0.000	0.000	0.000	0.000	0.000
15.0	0.000	0.000	0.000	0.000	0.000	0.000	0.000	0.000	0.000	0.000
20.0	0.000	0.000	0.000	0.000	0.000	0.000	0.000	0.017	0.000	0.000
25.0	0.017	0.000	0.000	0.000	0.000	0.000	0.000	0.000	0.000	0.000
30.0	0.017	0.000	0.017	0.000	0.017	0.017	0.000	0.000	0.000	0.000
35.0	0.017	0.017	0.017	0.017	0.000	0.000	0.000	0.000	0.000	0.000
37.5	0.052	0.035	0.017	0.017	0.017	0.000	0.000	0.000	0.000	0.000

IES ROAD REPORT
PHOTOMETRIC FILENAME : L061606201.IES

CANDELA TABULATION - (Cont.)

40.0	0.122	0.070	0.035	0.035	0.017	0.000	0.000	0.000	0.000	0.000
42.5	0.226	0.139	0.087	0.035	0.017	0.017	0.017	0.017	0.000	0.000
45.0	0.313	0.226	0.122	0.070	0.035	0.017	0.000	0.000	0.017	0.000
47.5	0.452	0.296	0.174	0.087	0.035	0.017	0.017	0.017	0.000	0.000
50.0	0.539	0.330	0.174	0.104	0.035	0.017	0.017	0.000	0.000	0.000
52.5	0.609	0.383	0.209	0.104	0.052	0.035	0.017	0.017	0.000	0.000
55.0	0.626	0.365	0.191	0.104	0.052	0.035	0.017	0.017	0.000	0.000
57.5	0.539	0.313	0.191	0.104	0.052	0.017	0.017	0.017	0.000	0.000
60.0	0.452	0.296	0.139	0.070	0.052	0.035	0.017	0.017	0.000	0.000
62.5	0.383	0.226	0.122	0.087	0.052	0.017	0.017	0.017	0.017	0.000
65.0	0.313	0.191	0.104	0.052	0.052	0.035	0.017	0.017	0.000	0.000
67.5	0.243	0.139	0.070	0.052	0.052	0.035	0.035	0.000	0.000	0.000
70.0	0.191	0.104	0.070	0.052	0.052	0.035	0.017	0.017	0.000	0.000
72.5	0.139	0.104	0.052	0.052	0.035	0.017	0.017	0.017	0.000	0.000
75.0	0.104	0.087	0.052	0.052	0.035	0.017	0.017	0.017	0.017	0.000
77.5	0.087	0.070	0.052	0.052	0.017	0.017	0.017	0.017	0.000	0.000
80.0	0.070	0.052	0.052	0.035	0.035	0.017	0.017	0.000	0.000	0.000
85.0	0.035	0.035	0.035	0.017	0.017	0.017	0.017	0.000	0.000	0.000
90.0	0.017	0.017	0.017	0.017	0.000	0.000	0.000	0.017	0.000	0.000
95.0	0.017	0.000	0.017	0.000	0.000	0.000	0.000	0.000	0.017	0.000
100.0	0.000	0.017	0.017	0.000	0.000	0.017	0.000	0.000	0.017	0.017
105.0	0.017	0.017	0.017	0.017	0.000	0.017	0.017	0.017	0.017	0.017
110.0	0.017	0.017	0.017	0.017	0.017	0.017	0.017	0.017	0.017	0.017
115.0	0.017	0.017	0.017	0.017	0.017	0.017	0.017	0.017	0.017	0.035
120.0	0.017	0.017	0.017	0.017	0.017	0.017	0.017	0.017	0.017	0.017
125.0	0.017	0.017	0.017	0.017	0.017	0.017	0.035	0.017	0.035	0.035
130.0	0.017	0.017	0.017	0.017	0.017	0.017	0.017	0.035	0.035	0.017
135.0	0.017	0.017	0.017	0.017	0.017	0.017	0.017	0.017	0.035	0.035
140.0	0.000	0.000	0.000	0.000	0.000	0.000	0.000	0.000	0.000	0.000
145.0	0.000	0.000	0.000	0.000	0.000	0.000	0.000	0.000	0.000	0.000
150.0	0.000	0.000	0.000	0.000	0.000	0.000	0.000	0.000	0.000	0.000
155.0	0.000	0.000	0.000	0.000	0.000	0.000	0.000	0.000	0.000	0.000
160.0	0.000	0.000	0.000	0.000	0.000	0.000	0.000	0.000	0.000	0.000
165.0	0.000	0.000	0.000	0.000	0.000	0.000	0.000	0.000	0.000	0.000
170.0	0.000	0.000	0.000	0.000	0.000	0.000	0.000	0.000	0.000	0.000
175.0	0.000	0.000	0.000	0.000	0.000	0.000	0.000	0.000	0.000	0.000
180.0	0.000	0.000	0.000	0.000	0.000	0.000	0.000	0.000	0.000	0.000

Vert. Horizontal Angles
Angles

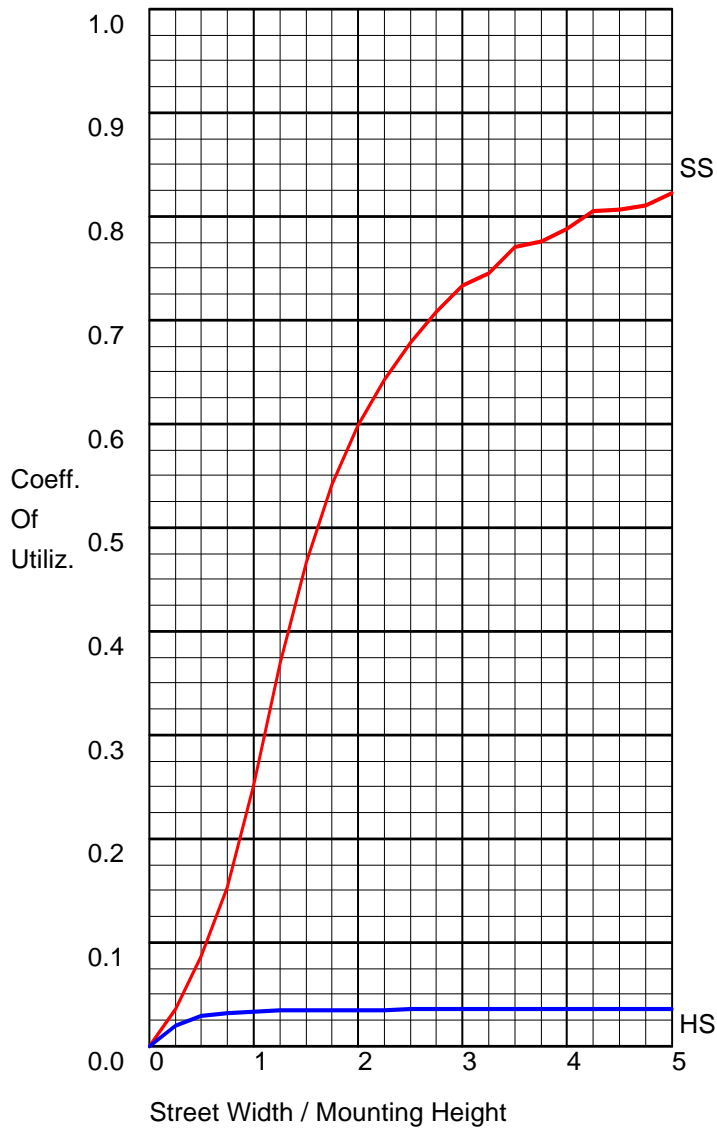
	<u>150</u>	<u>155</u>	<u>160</u>	<u>165</u>	<u>170</u>	<u>175</u>	<u>180</u>
0.0	0.000	0.000	0.000	0.000	0.000	0.000	0.000
5.0	0.000	0.000	0.000	0.000	0.000	0.000	0.000
10.0	0.000	0.000	0.000	0.000	0.000	0.000	0.000
15.0	0.000	0.000	0.000	0.000	0.000	0.000	0.000
20.0	0.000	0.000	0.000	0.000	0.000	0.000	0.000
25.0	0.000	0.000	0.000	0.000	0.000	0.000	0.000
30.0	0.000	0.000	0.000	0.000	0.000	0.000	0.000
35.0	0.000	0.000	0.000	0.000	0.000	0.000	0.000
37.5	0.000	0.000	0.000	0.000	0.000	0.000	0.000
40.0	0.000	0.000	0.000	0.000	0.000	0.017	0.000
42.5	0.000	0.000	0.000	0.000	0.000	0.000	0.000
45.0	0.000	0.000	0.000	0.000	0.000	0.000	0.000
47.5	0.000	0.000	0.000	0.000	0.000	0.000	0.000
50.0	0.000	0.000	0.000	0.000	0.000	0.000	0.000
52.5	0.000	0.000	0.000	0.000	0.000	0.000	0.000

IES ROAD REPORT
PHOTOMETRIC FILENAME : L061606201.IES

CANDELA TABULATION - (Cont.)

55.0	0.000	0.000	0.000	0.000	0.000	0.000	0.000
57.5	0.000	0.000	0.000	0.000	0.000	0.000	0.000
60.0	0.000	0.000	0.017	0.000	0.000	0.000	0.000
62.5	0.000	0.000	0.000	0.000	0.000	0.000	0.000
65.0	0.000	0.000	0.000	0.000	0.000	0.000	0.000
67.5	0.000	0.000	0.000	0.000	0.000	0.000	0.000
70.0	0.000	0.000	0.000	0.000	0.000	0.000	0.000
72.5	0.000	0.000	0.000	0.000	0.000	0.000	0.000
75.0	0.000	0.000	0.000	0.000	0.000	0.000	0.000
77.5	0.000	0.000	0.000	0.000	0.000	0.000	0.000
80.0	0.000	0.000	0.000	0.000	0.000	0.000	0.000
85.0	0.000	0.000	0.000	0.000	0.000	0.000	0.000
90.0	0.000	0.000	0.000	0.000	0.000	0.000	0.000
95.0	0.000	0.000	0.000	0.000	0.000	0.000	0.000
100.0	0.017	0.017	0.000	0.017	0.000	0.000	0.000
105.0	0.017	0.017	0.017	0.035	0.017	0.017	0.035
110.0	0.017	0.017	0.017	0.035	0.017	0.035	0.035
115.0	0.017	0.017	0.035	0.017	0.035	0.035	0.035
120.0	0.035	0.035	0.035	0.035	0.035	0.035	0.035
125.0	0.035	0.035	0.035	0.035	0.035	0.035	0.035
130.0	0.035	0.017	0.035	0.035	0.035	0.035	0.035
135.0	0.035	0.035	0.017	0.035	0.035	0.035	0.035
140.0	0.000	0.000	0.000	0.000	0.000	0.000	0.000
145.0	0.000	0.000	0.000	0.000	0.000	0.000	0.000
150.0	0.000	0.000	0.000	0.000	0.000	0.000	0.000
155.0	0.000	0.000	0.000	0.000	0.000	0.000	0.000
160.0	0.000	0.000	0.000	0.000	0.000	0.000	0.000
165.0	0.000	0.000	0.000	0.000	0.000	0.000	0.000
170.0	0.000	0.000	0.000	0.000	0.000	0.000	0.000
175.0	0.000	0.000	0.000	0.000	0.000	0.000	0.000
180.0	0.000	0.000	0.000	0.000	0.000	0.000	0.000

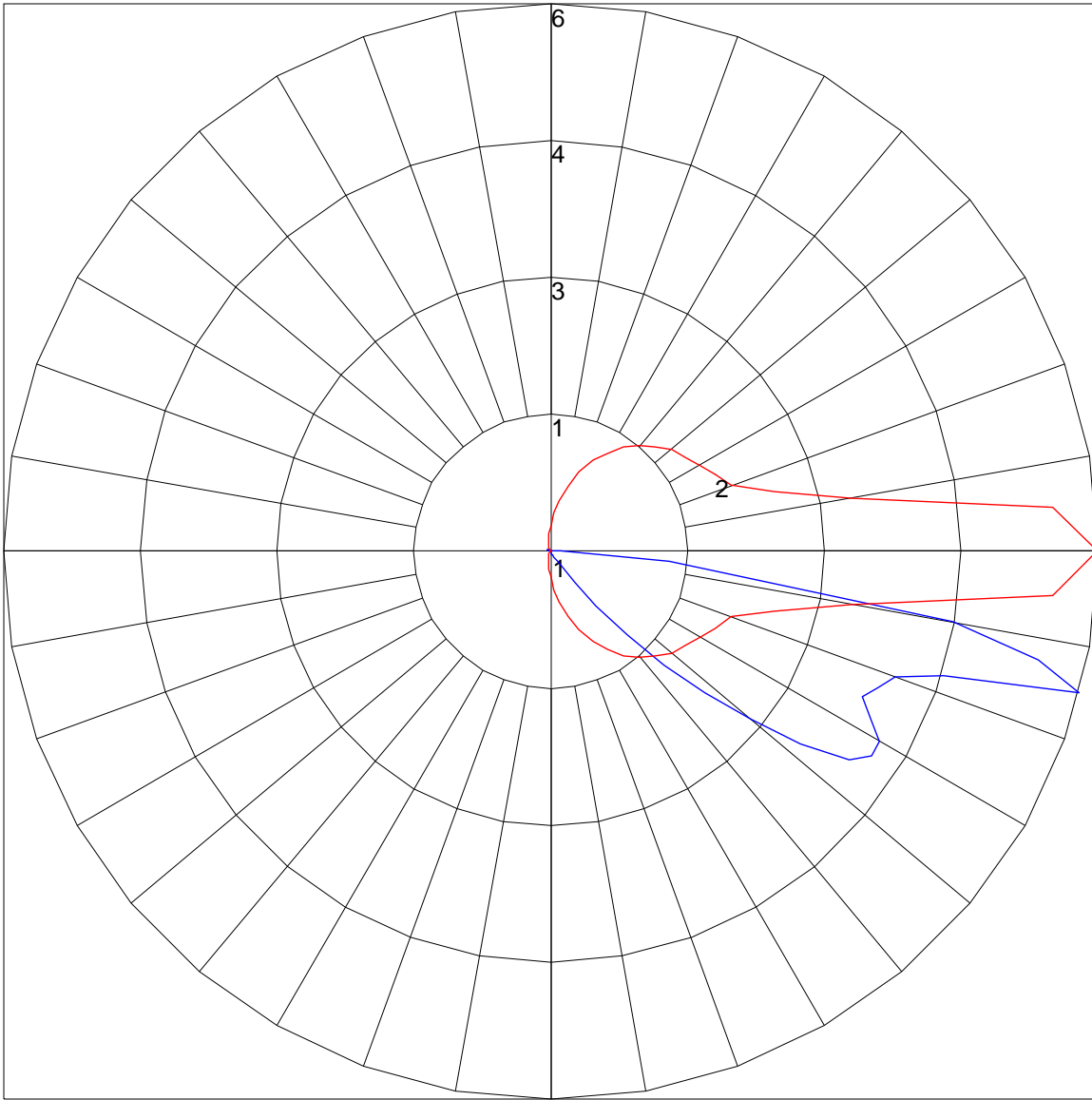
COEFFICIENTS OF UTILIZATION



FLUX DISTRIBUTION

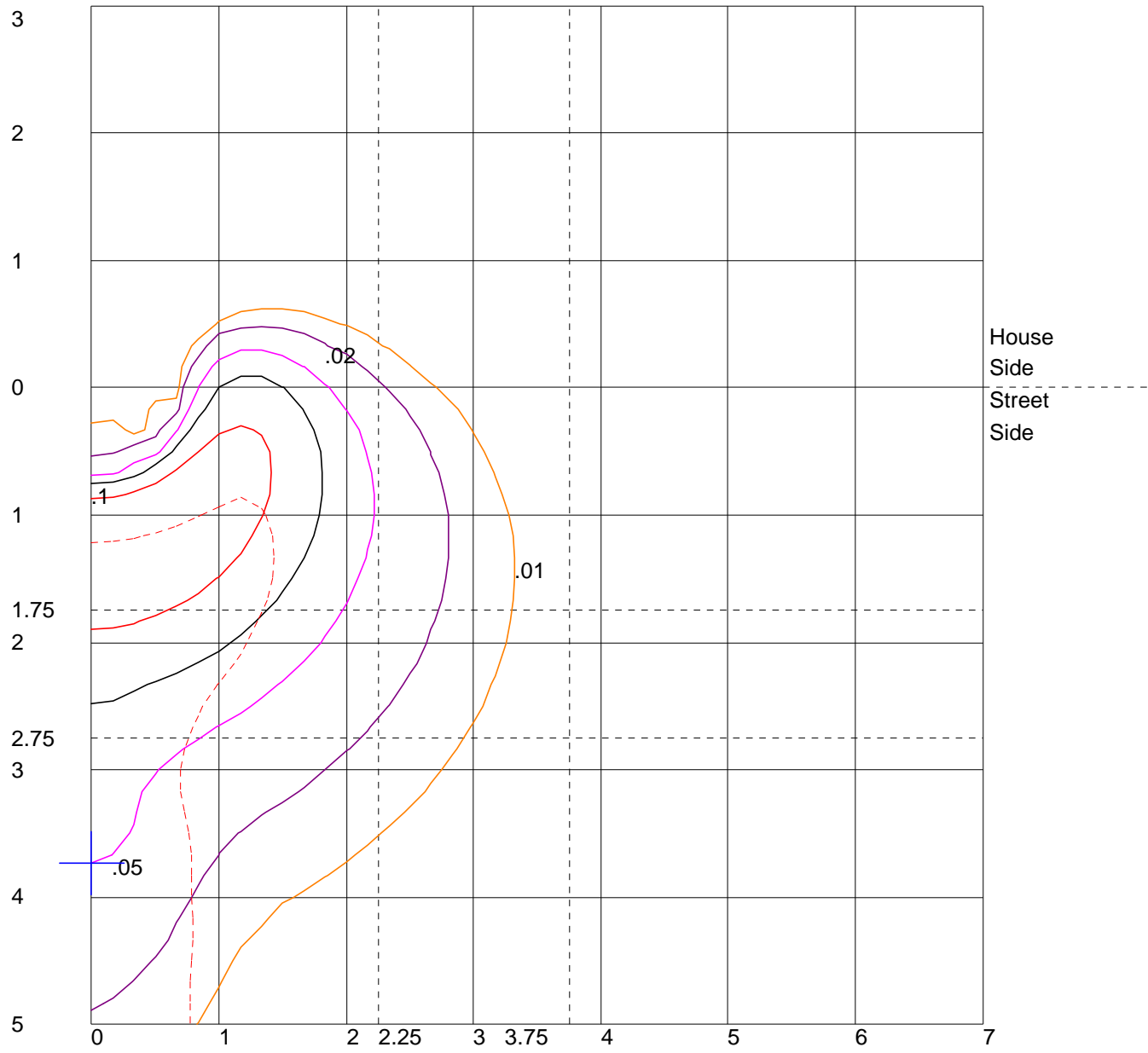
	Lumens	Percent Of Luminaire
Downward Street Side	4.4	94.6
Downward House Side	0.2	3.9
Downward Total	4.6	99.2
Upward Street Side	0.0	0.6
Upward House Side	0.0	0.9
Upward Total	0.0	0.0
Total Flux	4.6	99.2

POLAR GRAPH



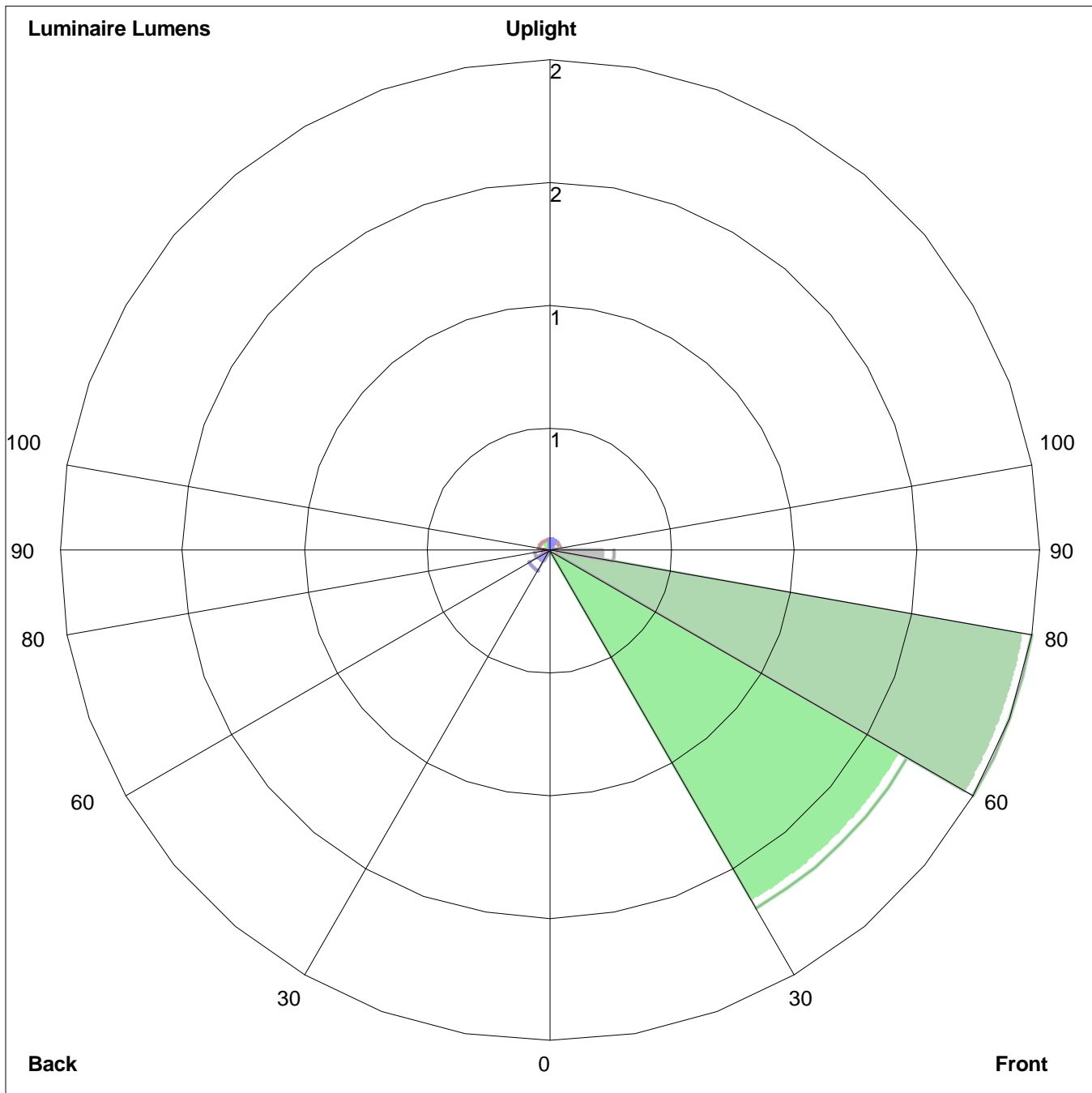
Maximum Candela = 5.913 Located At Horizontal Angle = 0, Vertical Angle = 75
1 - Vertical Plane Through Horizontal Angles (0 - 180) (Through Max. Cd.)
2 - Horizontal Cone Through Vertical Angle (75) (Through Max. Cd.)

ISOFOOTCANDLE LINES OF HORIZONTAL ILLUMINANCE



Distance In Units Of Mounting Height
 Values Based On 1.42 Foot Mounting Height
 1/2 Maximum Candela Trace Shown As Dashed Curve
 (+) = Maximum Candela Point

LUMINAIRE CLASSIFICATION SYSTEM (LCS) GRAPH



Luminaire Lumens:
Front: Low=0.0, Medium=1.9, High=2.2, Very High=0.3
Back: Low=0.0, Medium=0.1, High=0.1, Very High=0.0
Uplight: Low=0.0, High=0.0

BUG Rating : B0-U1-G0