

L-011-P

The L-011-P is a brass projection fixture for landscape applications.



- Construction** All brass components. 0.140" [3.6mm] thick brass housing.
- Lens** Dual Convex Optical Glass
- L-011-P** 12 Volts • GU5.3 MR16 • Remote transformer required
- | | | | |
|---------------|----------------------|--------------------|------------------|
| Soraa chipset | ___ 8W-NFL-27 | 8 Watt LED (2700K) | 25° narrow flood |
| | ___ 8W-NFL-30 | 8 Watt LED (3000K) | 25° narrow flood |

- L-011-P-120V / -230V** 120/230 Volts • GU10 MR16
- | | | | |
|---------------|---------------------------|--------------------|------------------|
| Soraa chipset | ___ 8W-NFL-27-120V | 8 Watt LED (2700K) | 25° narrow flood |
| | ___ 8W-NFL-30-120V | 8 Watt LED (3000K) | 25° narrow flood |

- L-011-P-MH-120V / -230V** 120/230 Volts • GX10 MR16 • Remote ballast required
- | | | | |
|--------------------|-----------------------|----------------------|----------|
| Warm White (3000K) | ___ MH20MR16SP | 20 Watt metal halide | 12° spot |
| | ___ MH39MR16SP | 39 Watt metal halide | 12° spot |

Optical ___ **BGS9** Brass glare shield, 45° cutoff

Accessories Metal gobos are 8 mil stainless steel, 51.5mm diameter, with high levels of nickel and chromium to provide long life and excellent image quality. Any gobo pattern, including custom designs, can be ordered with up to a 35mm diameter pattern area, though 29mm is recommended.

- | | |
|-------------------|--|
| ___ AMPH | Amorphous |
| ___ EP | Egyptian Palms |
| ___ WP | Wild Palms |
| ___ CUSTOM | Consult sales rep for art specifications |

Mounting 1/2" male threads. Mounts into any standard j-box or:

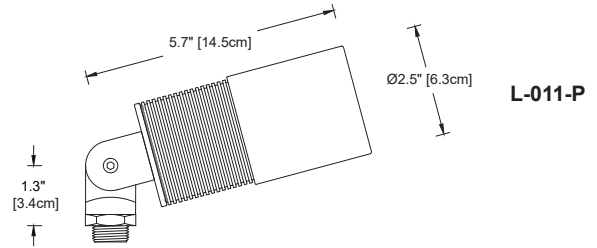
- Accessories**
- | | |
|-----------------------|---|
| ___ GS2 | Heavy-duty ground spike |
| ___ GS2BC | Heavy-duty ground spike with cast brass cap |
| ___ GS4 | *Standard ground spike with cast brass cap |
| ___ JB | Cast brass round junction box |
| ___ SA | Sure Aim locking rotation accessory |
| ___ TDM1 | *Brass tree/deck mount with stainless steel screws |
| ___ TDM2-___ | *Brass tree mount with nylon strap (48, 72, or 96") |
| ___ TDM2SS-___ | *Brass tree mount with stainless steel strap (48, 72, or 96") |
| ___ TDM3 | *Brass low-profile deck/wall mount (<i>SA accessory recommended</i>) |
| ___ TDM4 | *Brass low-profile tree mount with notch for wire (<i>SA accessory recommended</i>) |
| ___ TMJB-___ | Brass tree-mounted junction box, single fixture mount, stainless steel strap (48, 72, or 96") |
| ___ TMJB2-___ | Brass tree-mounted junction box, double fixture mount, stainless steel strap (48, 72, or 96") |
| ___ TMJBX | Brass tree-mounted junction box, single fixture mount, stainless steel screws |
| ___ TMJB2X | Brass tree-mounted junction box, double fixture mount, stainless steel screws |
| ___ VTM | Brass rectangular j-box, direct mount or as part of VTM-PALM |
| ___ VTM-PALM | Set of up to four VTM junction boxes, stainless steel strap (70 or 88"), and wiring. See spec. sheet for details. |

* 12 Volt only

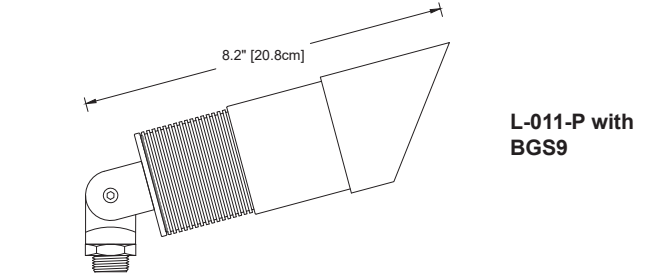
Finish: Unfinished is standard; no specification required. The fixture will weather to a natural patina. The patina process is natural with brass and copper. Rate of patina and eventual color is dependent upon climate and proximity to the ocean. Thus, Beachside does not guarantee any specific appearance.

IP 66
10 year fixture warranty
3 year warranty for MR16 lamps

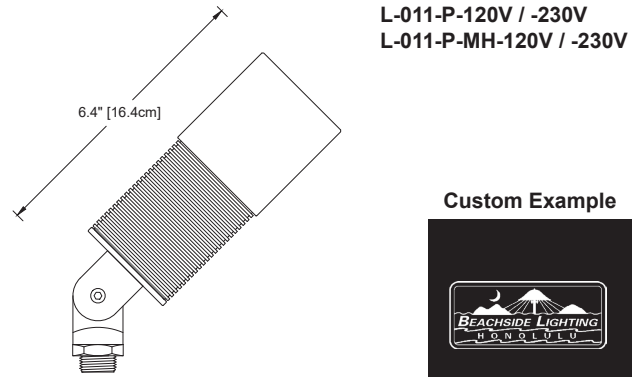
Weight (12 Volt): 2.7 lbs. [1.2 kg]
(120 Volt & MH): 3.1 lbs. [1.4 kg]



L-011-P



L-011-P with BGS9



L-011-P-120V / -230V
L-011-P-MH-120V / -230V

Custom Example



Project _____	By _____	Date _____
For ordering purposes, please specify (example: L-011-P-120V—8W-NFL-27-120V—EP—TMJB-72)		
L-011-P-		
Fixture	Lamp	Accessory