

MALAMA

Hand crafted on the island of Hawaii, Beachside Lighting's Malama sconce accessories add a decorative touch to our wall-mounted fixtures. Made of copper, the bird of paradise, laua'e fern, palm tree and Hawaiian canoe each attach over Beachsides standard L-023 or L-024 fixtures. If a functional up/down light is desired, these sconces can also work with the L-013(-S) and L-014(-S) fixtures.

Construction: Copper sconce, .031" thick

Finish: Unfinished, will weather naturally to a brown or green patina

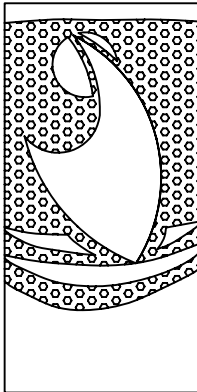
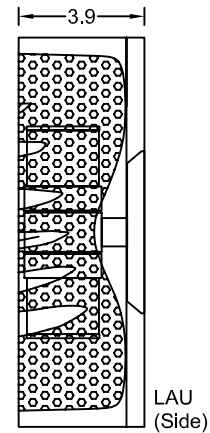
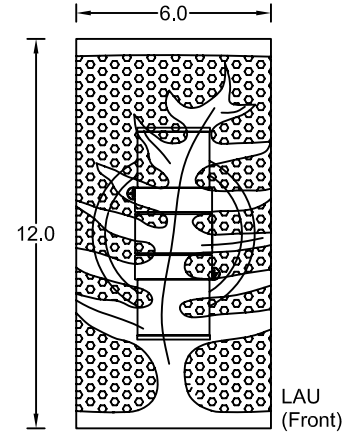
Mounting: L-023 and L-024 brass canopy mounts inside 5.25" center hole on separate back plate. Decorative sconce slides onto channel on back plate.

Sconce


- Design:**
- ___ **BOP-12X6** Bird of paradise, 12" x 6"
 - ___ **LAU-12X6** Laua'e (fern), 12" x 6"
 - ___ **PLM-12X6** Palm tree, 12" x 6"
 - ___ **WAA-12X6** Hawaiian canoe, 12 "x 6"

*Custom sizes are available.
Specify design with custom height x width, in inches, (e.g. BOP-14x8)


*Refer to the L-023 or L-024 specification sheet for lamp and sconce options. All lamp options, including sconce type, should be indicated on L-023 or L-024 sheets unless purchasing sconce without fixture.



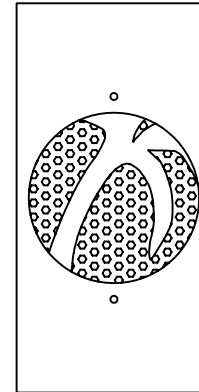
WAA



BOP



PLM



PLM
(Back)

Project: _____

By: _____

Date: _____

Sconce