



SQ / SQ1 / SQ2 / SQ3

The SQ family are square, cast brass canopies measuring 4.75 x 4.75" (12.1 x 12.1cm). Supplied with a solid brass crossbar to work with standard 2.75" and 3.50" hole spacing, as well as rectangular single-gang recessed boxes. A round gasket and two #10-24 black oxide flat head stainless steel screws also are standard.


- **SQ** One slip-fit center hole. Substitution accessory for Beachside fixtures using a straight arm, including L-013 & L-014 series, L-023, and L-024.
- **SQ1** One 1/2" NPSM-threaded hole for single fixture. For Beachside fixtures using a standard knuckle or SA accessory, including E16, L-011-CM, and L-011-CM1 series fixtures.
- **SQ2** Two 1/2" NPSM-threaded holes for Beachside's dual-head fixtures (L-011-CM2, L-011-P-CM2).
- **SQ3** Three 1/2" NPSM-threaded holes for dual fixture + Motion Sensor. Standard with L-011-CM2 with MS.



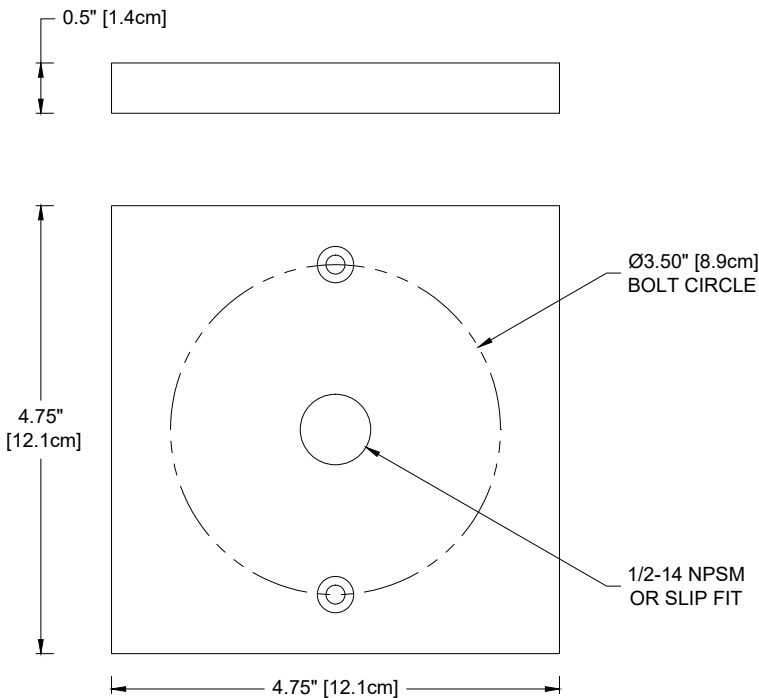
SQ



SQ2



SQ3



Project	By	Date
SQ / SQ1 / SQ2 / SQ3 Accessory (circle one)		