



8165 E Kaiser Blvd. Anaheim, CA 92808  
www.lightlaboratory.com

Report No: L052112109



**Report No:** L052112109

**Issue Date:** 8/27/2021

**Report Prepared For:** Beachside Lighting  
905 Kalaniana'ole Hwy. #2901, Kailua, HI 96734 USA

**Model Number:** E16-11W-930-FL

**Test:** Photometric/Colorimetric/Electrical Test

**Standards Used:** Appropriate part or all test guidelines were used for test performed:  
*IESNA LM79: 2008* Approved Methods for Electrical and Photometric Measurements of Solid-State Lighting Products  
*ANSI NEMA ANSLG C78.377: 2008* Specification of the Chromaticity of Solid State Lighting Products  
*ANSI C82.77:2002:* Harmonic Emission Limits-Related Quality Requirements for Lighting Equipment

**Description of Sample:** Client submitted the sample. Received in working and undamaged condition. No modifications were necessary.

**Special Test Condition:** Fixture is tested with no special conditions.

**Sample Arrival Date:** 7/26/21

**Date of Tests:** 8/2/21 - 8/3/21

**Seasoning of Sample:** No seasoning was performed in accordance with IESNA LM-79.

**Equipment List**

Equipment Used	Model No	Stock No	Calibration Due Date
Chroma Programmable AC Source	61604	PS-AC02	--
Yokogawa Digital Power Meter	WT210	MT-EL06-S4	4/7/23
HP Power Supply	6032A	PS-DC05-S2	--
Fluke Digital Thermometer	52K/J	MT-TP05	3/17/23
LLI Type C Goniophotometer System	RMG-C-MKII	CD-LL04-GC	--
LLI 2M Sphere	2MR97	CD-SN03-S2	--
LLI Spectroradiometer	SPR-3000	MT-SC01-S2	Before Use

**General Information**

<b>Manufacturer:</b>	Beachside Lighting
<b>Model Number:</b>	E16-11W-930-FL
<b>Driver Model Number:</b>	N/A

**Test Summary**

<b>Total Lumens:</b>	635.50
<b>Efficacy:</b>	66.43
<b>Input Voltage (VDC):</b>	12.00
<b>Input Current (Amp):</b>	0.7971
<b>Input Power (W):</b>	9.57
<b>Input Power Factor:</b>	1.0000
<b>Current ATHD (%):</b>	N/A

**Test Condition**

<b>Ambient Temperature (°C):</b>	25.0
<b>Stabilization Time (Hours):</b>	0:40
<b>Total Operating Time (Hours):</b>	1:15




FIG. 1 LUMINAIRE

## Test Methods

### Photometric Measurements - Goniophotometer

A Custom Light Laboratory Type C Rotating Mirror Goniophotometer was used to measure candelas(intensity) at each angle of distribution as defined by IESNA for the appropriate fixture type.

Ambient temperature is set to 25°C and is measured from the center of the fixture, within 1ft from the outside of the fixture. Temperature is maintained at 25°C throughout the testing process and the sample is stabilized for at least 30mins and longer as necessary for the sample to achieve stabilization.

Electrical measurements are measured using the listed equipment.

### Spectral Measurements - Integrating Sphere

A Sensing Spectroradiometer SPR-3000, in conjunction with Light Laboratory 2 meter integrating sphere was used to measure chromaticity coordinates, correlated color temperature(CCT) and the color rendering index(CRI) for each sample.

Ambient temperature is set to 25°C and is measured from the center of the fixture, within 1ft from the outside of the fixture. Temperature is maintained at 25°C throughout the testing process and the sample is stabilized for at least 30mins and longer as necessary for the sample to achieve stabilization.

Electrical measurements are measured using the listed equipment.

### Disclaimers:

This report must not be used by the customer to claim product certification, approval or endorsement by NVLAP, NIST or any agency of Federal Government.

Report Prepared by :                     Kunjan Modi                    

Test Report Reviewed by:



Steve Kang  
Quality Assurance

*\*Attached are photometric data reports.*



8165 E. Kaiser Blvd. Anaheim, CA 92808  
 www.lightlaboratory.com

# Photometric Test Report

**IES ROAD REPORT**  
**PHOTOMETRIC FILENAME : 052112109.IES**

**DESCRIPTIVE INFORMATION (From Photometric File)**

IESNA:LM-63-2002  
 [TEST] L052112109  
 [TESTLAB] LIGHT LABORATORY, INC. (www.lightlaboratory.com)  
 [ISSUE DATE] 08/10/21  
 [MANUFAC] Beachside Lighting  
 [LUMCAT] E16-11W-930-FL  
 [LUMINAIRE] Directional Fixture on Knuckle, Flood  
 [BALLASTCAT] N/A  
 [OTHER] INDICATING THE CANDELA VALUES ARE ABSOLUTE AND  
 [MORE] SHOULD NOT BE FACTORED FOR DIFFERENT LAMP RATINGS.  
 [INPUT] 12.001VDC  
 [TEST PROCEDURE] IESNA:LM-79-08

**CHARACTERISTICS**

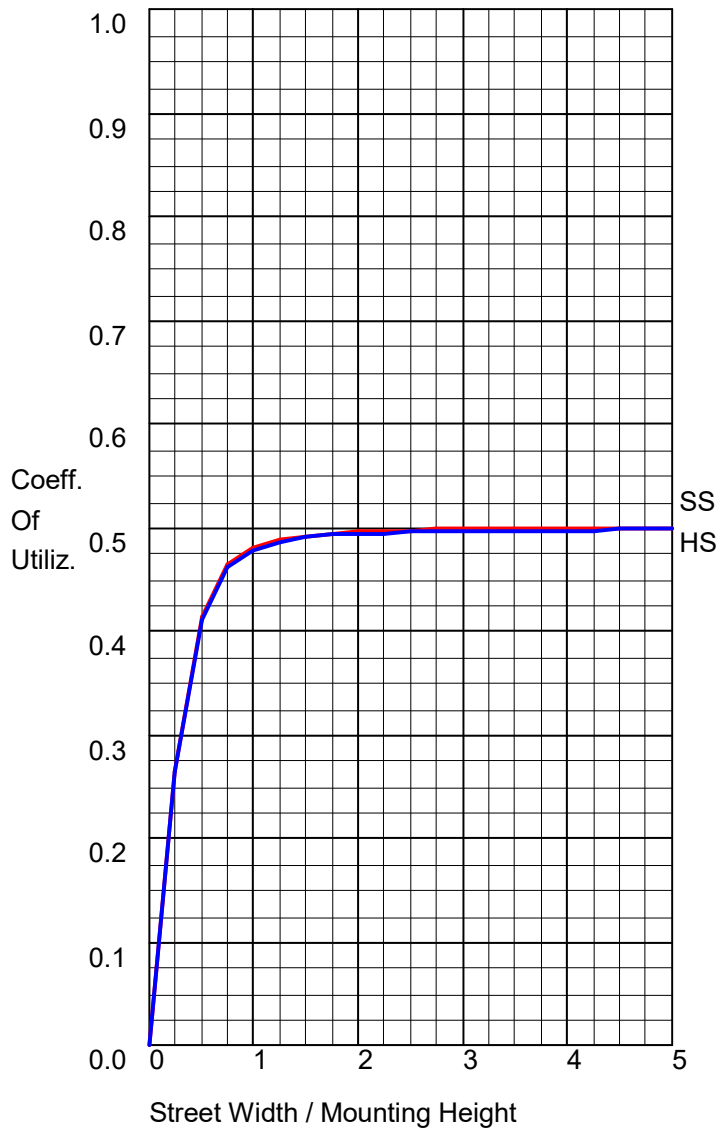
IES Classification	Type VS
Longitudinal Classification	Very Short
Lumens Per Lamp	N.A. (absolute)
Total Lamp Lumens	N.A. (absolute)
Luminaire Lumens	635
Downward Total Efficiency	N.A. (absolute)
Total Luminaire Efficiency	N.A. (absolute)
Luminaire Efficacy Rating (LER)	66
Total Luminaire Watts	9.57
Ballast Factor	1.00
Upward Waste Light Ratio	0.00
Maximum Candela	936
Maximum Candela Angle	180H 1V
Maximum Candela (<90 Degrees Vertical)	936
Maximum Candela Angle (<90 Degrees Vertical)	180H 1V
Maximum Candela At 90 Degrees Vertical	0 (0.0% Luminaire Lumens)
Maximum Candela from 80 to <90 Degrees Vertical	2 (0.3% Luminaire Lumens)
Cutoff Classification (deprecated)	N.A. (absolute)

**IES ROAD REPORT**  
**PHOTOMETRIC FILENAME : 052112109.IES**

**LUMINAIRE CLASSIFICATION SYSTEM (LCS)**

	Lumens	% Lamp	% Luminaire
FL - Front-Low (0-30)	234.7	N.A.	36.9
FM - Front-Medium (30-60)	75.7	N.A.	11.9
FH - Front-High (60-80)	7.1	N.A.	1.1
FVH - Front-Very High (80-90)	0.8	N.A.	0.1
BL - Back-Low (0-30)	232.9	N.A.	36.6
BM - Back-Medium (30-60)	76.0	N.A.	12.0
BH - Back-High (60-80)	7.5	N.A.	1.2
BVH - Back-Very High (80-90)	0.8	N.A.	0.1
UL - Uplight-Low (90-100)	0.0	N.A.	0.0
UH - Uplight-High (100-180)	0.0	N.A.	0.0
Total	635.5	N.A.	100.0
BUG Rating	B1-U0-G0		

**COEFFICIENTS OF UTILIZATION**



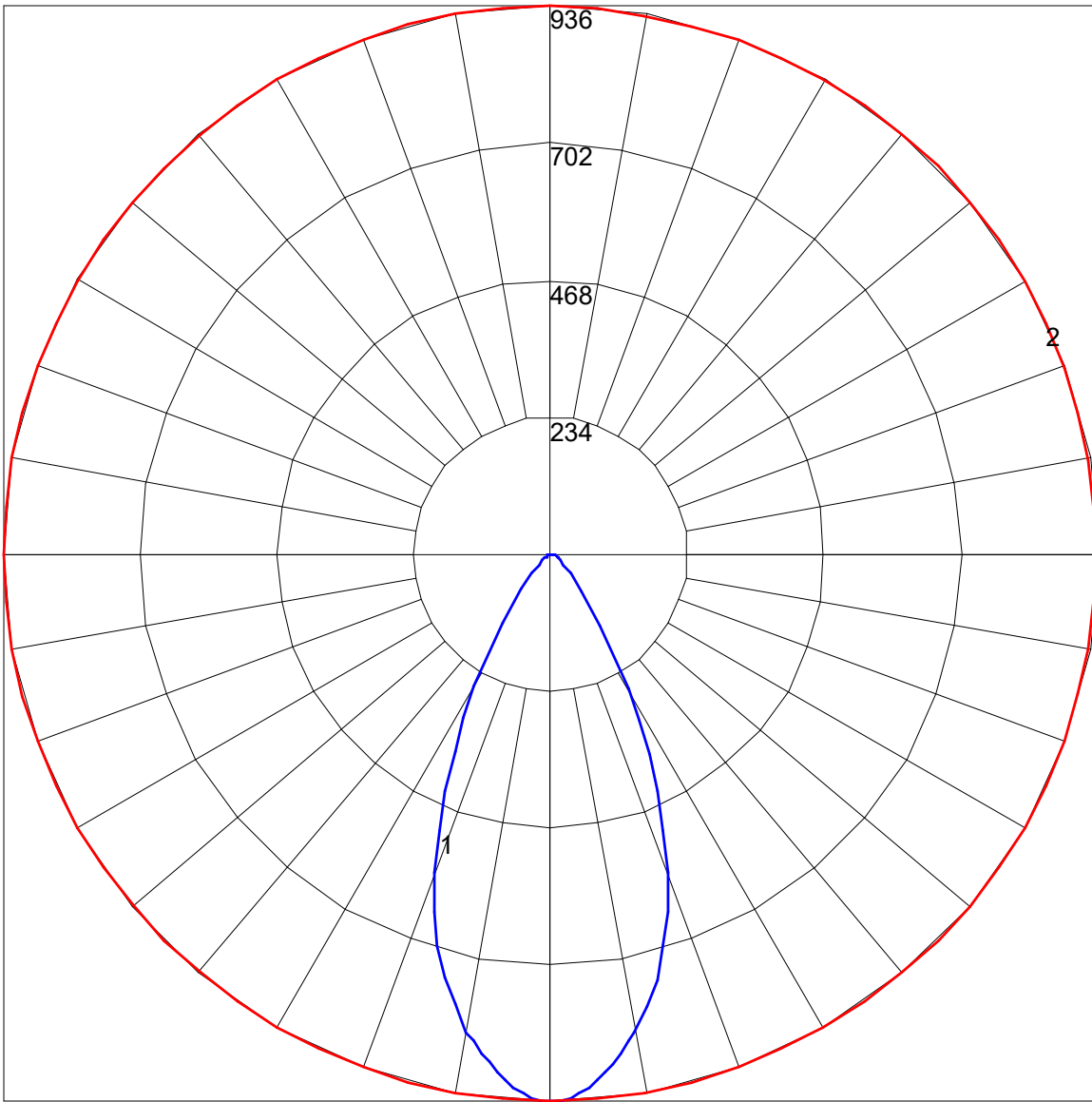
Illuminance at a Distance			
	Center Beam fc	Beam Width	
1.7ft	324 fc	1.5 ft	1.4 ft
3.3ft	86.0 fc	2.8 ft	2.8 ft
5.0ft	37.4 fc	4.3 ft	4.2 ft
6.7ft	20.9 fc	5.8 ft	5.7 ft
8.3ft	13.6 fc	7.1 ft	7.0 ft
10.0ft	9.36 fc	8.6 ft	8.5 ft

■ Vert. Spread: 46.5°  
■ Horiz. Spread: 45.9°

**FLUX DISTRIBUTION**

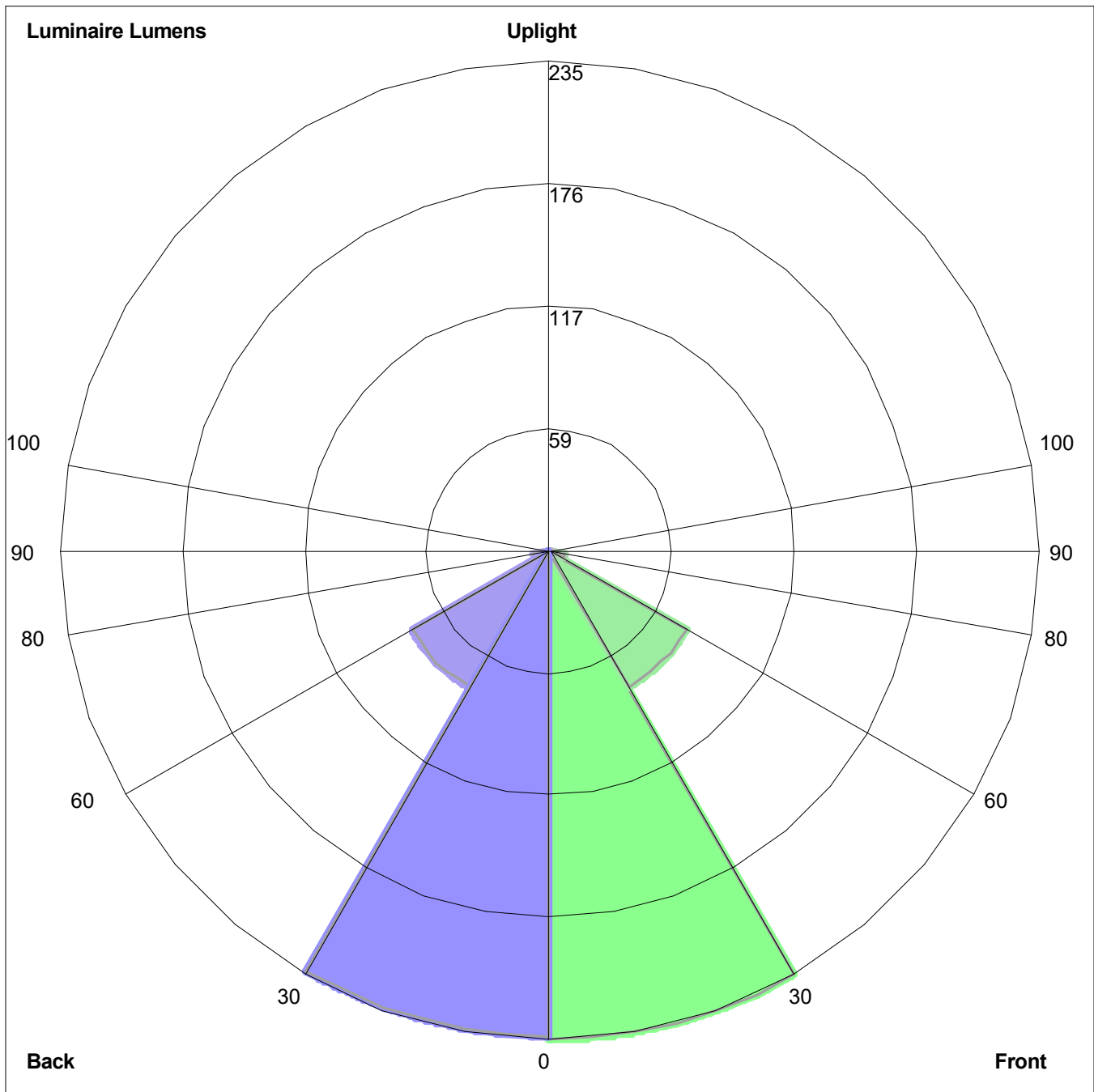
	Lumens	Percent Of Luminaire
Downward Street Side	318.2	50.1
Downward House Side	317.2	49.9
Downward Total	635.4	100.0
Upward Street Side	0.0	0.0
Upward House Side	0.0	0.0
Upward Total	0.0	0.0
<b>Total Flux</b>	<b>635.4</b>	<b>100.0</b>

POLAR GRAPH



Maximum Candela = 936 Located At Horizontal Angle = 180, Vertical Angle = 1  
# 1 - Vertical Plane Through Horizontal Angles (180 - 0) (Through Max. Cd.)  
# 2 - Horizontal Cone Through Vertical Angle (1) (Through Max. Cd.)

LUMINAIRE CLASSIFICATION SYSTEM (LCS) GRAPH



Luminaire Lumens:  
Front: Low=234.7, Medium=75.7, High=7.1, Very High=0.8  
Back: Low=232.9, Medium=76.0, High=7.5, Very High=0.8  
Uplight: Low=0.0, High=0.0

BUG Rating : B1-U0-G0